

sixteen3



Product Overview

2026



v02.26

+44 1925 850500
info@sixteen3.co.uk
sixteen3.co.uk

HQ:
Unit 2, Westway21
Chesford Grange,
Warrington, WA1 4SZ









































Manchester:
Material Source Studio
1 Federation Street
NOMA, M4 4BF

London:
25 Bastwick Street
Clerkenwell, EC1V 3PS

Glasgow:
Material Source Studio
180 West George Street
Glasgow, G2 2NR



Contents:

							
About Us 4	Showrooms 5	Sustainability 6	Camino 7	Quinn 11	Sedir 13	Otto 16	Reece 19
							
Fuse 2 25	Link 31	Monsal 34	Tolv 38	Tuk 41	Tolv Planters 42	Eden Planters 43	Bodyn 45
							
Artus Nest 52	Artus 54	Calvert 61	Millie 67	Ada 69	Maru 71	Pop 73	Romy 74
							
Odyssey 77	Breathe 80	Piper 82	Piper at Work 84	Hugg 86	Darcy 88	Artus Connect 91	Betto 94
							
Options 98	Jazz 100	Milo 102	Icarus 104	Laptop Table 105	Scatter Cushions 106	Power Modules 107	Finishes 110

Products A-Z:

<u>Ada</u>	69
<u>Artus</u>	54
<u>Artus Connect</u>	91
<u>Artus Nest</u>	52
<u>Betto</u>	94
<u>Bodyn</u>	45
<u>Breathe</u>	80
<u>Calvert</u>	61
<u>Camino</u>	7
<u>Darcy</u>	88
<u>Eden Planters</u>	43
<u>Fuse 2</u>	25
<u>Hugg</u>	86
<u>Icarus</u>	104
<u>Jazz</u>	100
<u>Laptop Table</u>	105
<u>Link</u>	31
<u>Maru</u>	71
<u>Millie</u>	67
<u>Milo</u>	102
<u>Monsal</u>	34
<u>Odyssey</u>	77
<u>Options</u>	98
<u>Otto</u>	16
<u>Piper</u>	82
<u>Piper at Work</u>	84
<u>Pop</u>	73
<u>Power Modules</u>	107
<u>Quinn</u>	11
<u>Reece</u>	19
<u>Romy</u>	74
<u>Scatter Cushions</u>	106
<u>Sedir</u>	13
<u>Tolv</u>	38
<u>Tolv Planters</u>	42
<u>Tuk</u>	41

About Us

We design and make furniture in the North of England that brings comfort, clarity and connection to people and the places they're part of. Nothing superfluous. Nothing missing.



Comfort has long been oversimplified and overlooked. It's a complex and decisive principle that deserves radical reconsideration. Physically our furniture feels different, enabling people to work, collaborate, recharge and think clearly. Emotionally, comfort creates trust, openness and belonging: places where people feel supported, welcome, and at home.



We approach everything with a creativity that's calm, uncomplicated and purposeful, giving every detail clear intention. Our founder and in-house design team sit at the centre of product development, shaping each piece by thoughtful decisions around ergonomics, materials and construction. We never design or manufacture just because we can. This leads to furniture with rigorous design and functional input, resolved into simple, elegant outcomes with a light footprint.

With every aspect considered and cared for – physically, emotionally, and environmentally – what we create is purposeful, enduring, and supports the way people feel and interact within the built environment.



Showrooms



London Showroom

Our flagship showroom offers a welcoming environment within which to experience the world of **sixteen3**.

The space has been thoughtfully crafted by our design team to bring together our latest product launches alongside established favourites, while creating a spatial culture that reflects our radical approach to comfort as a multiplex and transformative concept.

Organised as a neighbourhood of distinct yet connected settings, the showroom unfolds through mini zones that encourage the diverse ways we work, connect, and decompress. From calm, private corners for focus and reflection to inviting social spaces designed for collaboration, coffee, or cocktails, each setting informed by the principles at the heart of the **sixteen3** brand and community.

LONDON

25 Bastwick Street
Clerkenwell, EC1V 3PS

+44 1925 850500
info@sixteen3.co.uk
sixteen3.co.uk

Material Source Studios

Our brand settings within the Manchester & Glasgow Studios offer a welcoming environment within which to experience **sixteen3** product designs firsthand.

Our product spaces have been carefully curated by our design team in partnership with Material Source, bringing together a selection of our key products in settings that support the collaborative, connective and co-working spirit of Material Source.



MANCHESTER

Material Source Studio
1 Federation Street
NOMA, M4 4BF



GLASGOW


Material Source Studio
180 West George Street
Glasgow, G2 2NR

Our commitment to sustainability is scaled across the full life of every piece, from design brief through to the ideal outcome of re-use, recycle, or reincarnation. Below are a number of the processes, behaviours and certifications that form part of our incremental journey towards consistently achieving that ideal. We're considered, we're particular about what we do and how, and we have an individual and collective resolve on our path of continual improvement towards making better places.



Based in Warrington, our manufacturing home sits at the heart of a trusted network. Over 80% of our suppliers are UK-based, with a further half within 50 miles and a select few European partners contributing materials or components that meet our exacting standards. This closeness brings efficiency and integrity, tighter quality control, ethical oversight and a smaller environmental footprint.

Sustainability



Across our collections, we use FSC®-certified timber, bamboo, infinitely recyclable steel, and foams with recycled content, alongside innovative materials like carbon-negative agricultural fibre board. Our approach of exploring these materials during product development leads to designs like our Reece chair, which contains up to 80% recycled material and with a clear design that means it can be broken down easily into components, most of which are 100% recyclable. We minimise waste across all streams through intelligent manufacturing, reusing offcuts wherever possible, and ensuring that packaging is purpose-designed, FSC® certified and again utilising recycled content.

Every product is built to last, designed for disassembly and renewal, supported by our take-back scheme for refurbishment or re-upholstery. A well-made piece has value, and deserves more than one life. As an organisation, our certifications include industry specific recognition from FISP, as well as ISO 9001, ISO 14001 & FSC® Chain of Custody certification, bringing together our quality and environmental care.



Camino

Inspired by the pulse of the campo, Camino follows the cadences of people and places. Its forms are building blocks for environments where people naturally converge – inviting you to gather, pause, work, eat, meet, or simply pass through. Balancing lounge comfort with work poise, Camino adapts easily across diverse uses. Functionally supportive, not prescriptive.

The modularity – anchored in a rational system of concentric forms – enables elegant problem-solving and creative landscapes that make space work harder. As ambitions shift over time, Camino shifts with them: expanding, contracting, and reshaping to suit new rhythms and uses, from congregation spaces to F&B hubs to touchdown working.

Made by hand in Britain, from the ground up, Camino's FSC® timber frame is paired with carefully balanced layers of foam with recon and recycled content, crafted to deliver the same quality of comfort and design intent, from work to rest, dining to play.





Camino

Product Code	Straight 375mm No Back CAM-ST-0-375-NB	Straight 375mm With Back CAM-ST-0-375-WB	Straight 750mm No Back CAM-ST-0-750-NB	Straight 750mm With Back CAM-ST-0-750-WB	Square Corner No Back CAM-CO-90-CNR-NB	Square Corner With Back CAM-CO-90-CNR-CC
Dimensions	W375 x D750 x H475mm	W375 x D750 x H760 x SH475mm	W750 x D750 x H475mm	W750 x D750 x H760 x SH475mm	W750 x D750 x H475mm Angle: 90°	W750 x D750 x H760 x SH475mm Angle: 90°
Product Code	D-Shape End CAM-EN-0-375-NB	Curve A No Back CAM-CU-90-A-NB	Curve A With Back CAM-CU-90-A-CC	Curve B No Back CAM-CU-45-B-NB	Curve B Concave Back CAM-CU-45-B-CC	Curve B Convex Back CAM-CU-45-B-CV
Dimensions	W375 x D750 x H475mm	W750 x D750 x H475mm Angle: 90°	W750 x D750 x H760 x SH475mm Angle: 90°	W1145 x D805 x H475mm Angle: 45° Internal Ø1500mm	W1145 x D805 x H760 x SH475mm Angle: 45° Internal Ø1500mm	W1145 x D805 x H760 x SH475mm Angle: 45° Internal Ø1500mm
Product Code	Curve C No Back CAM-CU-22-C-NB	Curve C Concave Back CAM-CU-22-C-CC	Curve C Convex Back CAM-CU-22-C-CV	Curve Z No Back CAM-CU-45-Z-NB	Curve Z Concave Back CAM-CU-45-Z-CC	Curve Z Convex Back CAM-CU-45-Z-CV
Dimensions	W876 x D780 x H475mm Angle: 22.5° Internal Ø3000mm	W876 x D780 x H760 x SH475mm Angle: 22.5° Internal Ø3000mm	W876 x D780 x H760 x SH475mm Angle: 22.5° Internal Ø3000mm	W855 x D775 x H475mm Angle: 45° Internal Ø750mm	W855 x D775 x H760 x SH475mm Angle: 45° Internal Ø750mm	W855 x D775 x H760 x SH475mm Angle: 45° Internal Ø750mm
Product Code	Curve Y No Back CAM-CU-22-Y-NB	Curve Y Concave Back CAM-CU-22-Y-CC	Curve Y Convex Back CAM-CU-22-Y-CV	Curve X No Back CAM-CU-22-X-NB	Curve X Concave Back CAM-CU-22-X-CC	Curve X Convex Back CAM-CU-22-X-CV
Dimensions	W730 x D770 x H475mm Angle: 22.5° Internal Ø2250mm	W730 x D770 x H760 x SH475mm Angle: 22.5° Internal Ø2250mm	W730 x D770 x H760 x SH475mm Angle: 22.5° Internal Ø2250mm	W1020 x D785 x H475mm Angle: 22.5° Internal Ø3750mm	W1020 x D785 x H760 x SH475mm Angle: 22.5° Internal Ø3750mm	W1020 x D785 x H760 x SH475mm Angle: 22.5° Internal Ø3750mm

POWER



Porthole power can be integrated into seat fronts on Straight units. Refer to [p107](#)

TUK TABLES



Tuk Tables can be fitted into seat sides on request. Refer to [p.41](#)

CASTORS



Add castors available on request.

LINKING



Crocodile Connector Clips. Refer to [p119](#) for details.

Linking mechanisms will only be fitted to the units subject to layout plans being provided. Alternatively, mechanisms will be free-issued.

CUSTOM SIZING

Straight units can be modified to any width from a minimum of 375mm up to a maximum of 1000mm.

A one-off charge applies per size modification.

For Examples see [p.10](#)

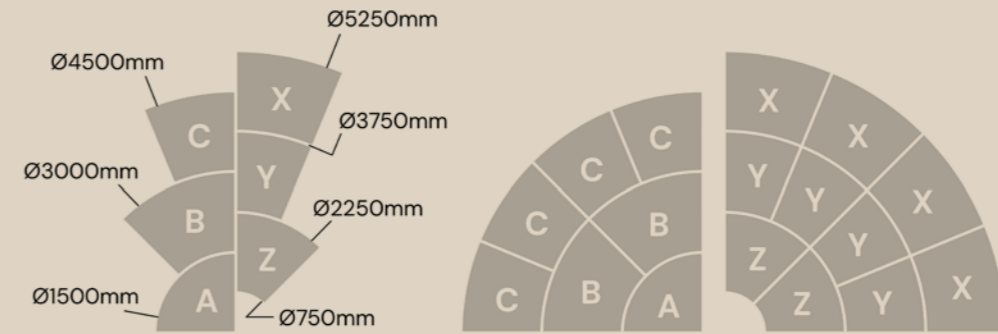
RETURN TO CONTENTS





Specifying Camino – Curved Modules

Camino curves are designed around concentric circles, allowing curves to nest neatly together. Each curved module is labelled with letters (A, B, C, X, Y, Z) relating to footprint diameter. Combining these letters helps you pick the right curvature for your floorplan. Using multiples of the same letter, you can form arcs – up to full circles – in six different diameters.

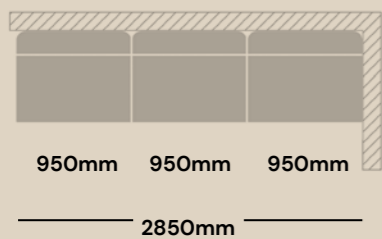


Specifying Camino – Custom Widths

Straight units can be modified to any width from a minimum of 375mm up to a maximum of 1000mm.

A one-off charge applies per size modification.

Straight Run



To create a bench running the length of a 2850mm wall units can be customised to 950mm each.

Booth Seating



To create custom-sized booth setups between stud-wall partitions or in alcoves 750mm wide units can be customised to 650mm

Adjacent alphabetical letters eg. B&C or X&Y, will nest together, ideal for curving back to back seating layouts.



Skipping a letter (eg. A&C or X&Z) leaves a 750mm void. Perfect for face to face seating with Options tables or back to back layouts with eden planters.



Once the layout is finalised, decide which pieces are No Back/Concave Back/Convex Back, and your Camino is ready to order.







Quinn

Quinn balances our trademark simplicity with plush monumentalism. Abundant in comfort, aesthetics and impact, Quinn invites conversation and decompression in equal measure. The generous design and quilting typify the blended vernacular of modern spaces where hospitality or workspace is established by moments, not settings. Flexibly modular to offer many compositions for different footprints.

Made by hand in Britain, from the ground up. Our lush, quilted upholstery encompasses a frame made with carbon negative agricultural fibreboard and an efficient combination of webbing and foam.





				
	Single	Single with Right Arm	Single with Left Arm	90° Corner
Product Code	QUI-S	QUI-S-RA	QUI-S-LA	QUI-C
Dimensions	W730 x D870 x H700 x SH440mm	W950 x D870 x H700 x SH440mm	W950 x D870 x H700 x SH440mm	W870 x D870 x H700 x SH440mm

POWER



Porthole & Pip power can be incorporated into seat fronts. Refer to p.107

CASTORS



Castors can be added on requested.

TUK TABLES



Tuk Tables can be fitted into seat sides on request. Refer to p.41

LINKING



Crocodile Connector Clips included as standard. Refer to p.119 for details.

Sedir

Inspired by tradition.

Taking its name from the decadent, sprawling seating used in Ottoman palaces, Sedir is a modern interpretation of the long, low, comfortable sofas which can adapt to any interior setting and need.

Consciously designed for exceptional levels of comfort, the Sedir range allows you to create relaxed and informal meeting points, boosting communication and interaction between teams & employees.

Backrests and armrests are designed to be at the perfect height to perch on for a brief chat or a quick break away from a desk.














Sustainable choices.

Sedir frames are constructed using 62% AFB (Agricultural Fibre Board), a natural, continuously renewable by-product of the agricultural industry.

Made with straw and reeds, AFB utilises left-over materials which would otherwise be disposed of by composting or burning. Both disposal processes release any CO2 the plants have absorbed throughout their growth into the atmosphere, partially undoing any positive environmental effects the crops have on our planet. Instead, by re-purposing these byproducts the carbon absorbed during their growth is stored and the environmental implications are negated.

Sedir

						
	Rectangular Ottoman	Square Ottoman	Single	Corner	120° Corner	D-Shape
Product Code	SED-O	SED-SO	SED-S	SED-C	SED-12C	SED-D
Dimensions	W730 x D870 x H440mm	W870 x D870 x SH440mm	W730 x D870 x H700 x SH440mm	W870 x D870 x H700 x SH440mm	W1285 x D1125 x H700 x SH440mm	W1740 x D970 x H440mm

			
	Single with Right Arm	Single with Left Arm	Armchair
Product Code	SED-S-RA	SED-S-LA	SED-S-AC
Dimensions	W750 x D870 x H700 x SH440mm	W750 x D870 x H700 x SH440mm	W770 x D870 x H700 x SH440mm



		
	Rectangular Ottoman Table Top	Square Ottoman Table Top
Product Code	+T-xx	+T-xx

TABLE TOP FINISH:



When ordering please specify by replacing 'xx' with tabletop code.

Smile Plastic Charcoal
+SPC




Birch Plywood
+P




Natural Bamboo
+NB



Caramel Bamboo
+CB



Grey Valchromat
+GV



Black Valchromat
+BV

PATTERNED & DIRECTIONAL FABRICS

When directional fabrics are specified a layout plan is required to ensure corner/arm units are handed appropriately.

If a layout is not provided in time all units will be made with the fabric running in the same direction.



METAL ARM FINISHES



POWER



Porthole & Pip power can be incorporated into seat sides & fronts. Refer to p.107

CASTORS



Castors available on request. Refer to p.107

TUK TABLES



Tuk Tables can be fitted into seat sides on request. Refer to p.41

LINKING



Crocodile Connector Clips. Refer to p.119 for details. Linking mechanisms will only be fitted to the units subject to layout plans being provided. Alternatively, mechanisms will be free-issued.

Otto















Designed as a nod to one of the most influential design movements of the 20th Century, **Otto** echoes the principles of the Bauhaus movement. Emphasising beauty in simplicity and function, **Otto** is a comfortable and minimalist range of armchairs, sofas and modular components, allowing the freedom to construct expansive and refined seating layouts.

The soft, inviting upholstery is supported by slender steel legs, giving **Otto** a light, effortless and almost floating appearance. Perfect for areas where space is at a premium, **Otto** has been designed to be spatially considerate, without compromising on its classic and elegant appeal.





RETURN TO CONTENTS

						
	Armchair	Two Seat	Three Seat			
Product Code	OTT-01	OTT-02	OTT-03			
Dimensions	H760 x W900 x D850 x SH430mm	H760 x W1500 x D850 x SH430mm	H760 x W2100 x D850 x SH430mm			
						
	Ottoman	Single Seat with No Arms*	Two Seat with No Arms*	Three Seat with No Arms*	Corner	
Product Code	OTT-08	OTT-05	OTT-06	OTT-07	OTT-04	
Dimensions	W860 x D850 x H430mm	H760 x W600 x D850 x SH430mm	H760 x W1200 x D850 x SH430mm	H760 x W1800 x D850 x SH430mm	H760 x W850 x D850 x SH430mm	
						
	Single Seat with 1 Arm*	Two Seat with 1 Arm*	Three Seat with 1 Arm*	Single Seat with Open End*	Two Seat with Open End*	Three Seat with Open End*
Product Code	Right: OTT-05a Left: OTT-05b	Right: OTT-06a Left: OTT-06b	Right: OTT-07a Left: OTT-07b	Right: OTT-05c Left: OTT-05d	Right: OTT-06c Left: OTT-06d	Right: OTT-07c Left: OTT-07d
Dimensions	H760 x W825 x D850 x SH430mm	H760 x W1425 x D850 x SH430mm	H760 x W2025 x D850 x SH430mm	H760 x W825 x D850 x SH430mm	H760 x W1425 x D850 x SH430mm	H760 x W2025 x D850 x SH430mm

NOTE: Illustrations show Right arm units.

*If using No or 1 Arm units as standalone pieces or with an open end end-caps are required. See p.18



METAL FRAME FINISHES

STANDARD POWDER COAT COLOURS:

					
Wine Red RAL 3005	Ruby Red RAL 3003	Beige Red RAL 3012	Broom Yellow RAL 1032	Zinc Yellow RAL 1018	Oyster White RAL 1013
					
Steel Blue RAL 5011	Sapphire Blue RAL 5003	Pigeon Blue RAL 5014	Blue Grey RAL 7031	Signal White RAL 9003	Pebble Grey RAL 7032
					
Grey Beige RAL 1019	Yellow Grey RAL 7034	Fir Green RAL 6009	Moss Green RAL 6005	Reseda Green RAL 6011	Cement Grey RAL 7033
					
Light Grey RAL 7035	Graphite Grey RAL 7024	Jet Black RAL 9005	Quartz	Golden Brown	Rust Mica

POWER



Phase Power Modules can be attached to the frame using optional bracket. Refer to page p.108

LINKING

Linking mechanisms are fitted to frames, allowing for universal layout configurations.

OPEN ENDS



When using No Arm or 1 Arm units as either stand alone pieces or in layouts with an open end a cap is required to cover fixings points.

Steel cap powder coated to match leg frames
OTT-EC

Reece

Balancing Japandi Design with a Circular Ethos, **Reece** is where minimalist style meets sustainability. With a focus on product lifecycle and sustainable materials, **Reece** offers some of the most environmentally responsible options in our product portfolio.

Components are designed for disassembly, promoting easy separation for repair and updates, and ensuring 100% recyclability at the end of life. Paired with sustainable material choices including Bamboo, Recycled Plastic, and AFB, and characterised by its minimalistic design, **Reece** stands as the epitome of sustainable sofa ranges.





Reece

Sustainable choices.








Reece fully upholstered frames are now made using AFB (Agricultural Fibre Board), a natural, continuously renewable by-product of the agricultural industry.

Made with straw and reeds, AFB utilises left-over materials which would otherwise be disposed of by composting or burning. Both disposal processes release any CO2 the plants have absorbed throughout their growth into the atmosphere, partially undoing any positive environmental effects the crops have on our planet.

Instead, by re-purposing these byproducts the carbon absorbed during their growth is stored and the environmental implications are negated.



Fully Upholstered


							
	Armchair	Two Seat	Large Two Seat	Corner Unit	Single Seat w. One Arm	Two Seat w. One Arm	Three Seat w. One Arm
Product Code	REC-01-UPH	REC-02-UPH	REC-03-UPH	REC-04-UPH	Right: REC-05a-UPH Left: REC-05b-UPH	Right: REC-06a-UPH Left: REC-06b-UPH	Right: REC-07a-UPH Left: REC-07b-UPH
Dimensions	H820 x W975 x D900 x SH420mm	H820 x W1725 x D900 x SH420mm	H820 x W2125 x D900 x SH420mm	H820 x W900 x D900 x SH420mm	H820 x W865 x D900 x SH420mm	H820 x W1615 x D900 x SH420mm	H820 x W2365 x D900 x SH420mm

LEG FINISHES

Metal colours, see p.118

One Arm units must be used in combination with a Corner or another One Arm unit (Ends cannot be left open). Linking kits are supplied. Illustrations show Right arm versions.

Bespoke units with no arms can be produced on request to allow for the creation of 'U' shape layouts. Speak to us for details & pricing.



Sustainable choices.

Bamboo is one of the fastest growing renewable resources in the world, absorbing CO2 in large quantities. The bamboo we source is certified as CO2 neutral.

- It takes 4-5 years to mature and acquires hardwood like characteristics (hardness, strength & dimensional stability) versus hardwoods which take over 50 years to mature.
- New shoots grow from the mother plant every year. 20-25% of the poles in a sustainable bamboo forest or plantation are harvested each year, ensuring no decrease in the number of poles per hectare. The plant does not die after harvesting (as with trees) and therefore no deforestation occurs.
- VOC – emissions within lowest limits for wood-based materials.

LEG FINISH



Powder Coated Metal – see p.118 for colours

Custom RAL – P.O.A.



Castors available. Black or White

PANEL FINISH
Replace xx with code when ordering.



Birch Plywood*
Code: P

Natural Bamboo
Code: NB

Caramel Bamboo
Code: CB

Grey Valchromat
Code: GV

Black Valchromat
Code: BV

*Birch Plywood: We use a high quality plywood board with a water-based clear lacquer. While care is taken to avoid any large knots or visible plugs these may still appear and are in keeping with the natural appearance of the material.

POWER



For optional Power see Phase on p.108

TABLES




For optional Side Tables and Drop-in Desks see p.24

Exposed Show Wood

Product Code	REC-01-E-xx	REC-02-E-xx	REC-03-E-xx	REC-04-E-xx	Right: REC-05a-E-xx Left: REC-05b-E-xx	Right: REC-06a-E-xx Left: REC-06b-E-xx	Right: REC-07a-E-xx Left: REC-07b-E-xx
Dimensions	H820 x W975 x D900 x SH420mm	H820 x W1725 x D900 x SH420mm	H820 x W2125 x D900 x SH420mm	H820 x W900 x D900 x SH420mm	H820 x W865 x D900 x SH420mm	H820 x W1615 x D900 x SH420mm	H820 x W2365 x D900 x SH420mm

One Arm units must be used in combination with a Corner or another One Arm unit (Ends cannot be left open). Linking kits are supplied. Illustrations show Right arm versions.

Bespoke units with no arms can be produced on request to allow for the creation of 'U' shape layouts. Speak to us for details & pricing.



Sustainable choices.

Frames can be constructed using 100% Recycled Plastic panels, helping to divert waste from landfill.

Used as an exposed surface, the recycled board has a raw, honest quality, with a speckled surface and rough hewn edges. Surface scratches & blemishes may be apparent in the surfaces and will wear with time, consistent with the 'un-polished' nature of this humble material.

Exposed Recycled Plastic

Product Code	REC-01-E-RP	REC-02-E-RP	REC-03-E-RP	REC-04-E-RP	Right: REC-05a-E-RP Left: REC-05b-E-RP	Right: REC-06a-E-RP Left: REC-06b-E-RP	Right: REC-07a-E-RP Left: REC-07b-E-RP
Dimensions	H820 x W975 x D900 x SH420mm	H820 x W1725 x D900 x SH420mm	H820 x W2125 x D900 x SH420mm	H820 x W900 x D900 x SH420mm	H820 x W865 x D900 x SH420mm	H820 x W1615 x D900 x SH420mm	H820 x W2365 x D900 x SH420mm

One Arm units must be used in combination with a Corner or another One Arm unit (Ends cannot be left open). Linking kits are supplied. Illustrations show Right arm versions.

Bespoke units with no arms can be produced on request to allow for the creation of 'U' shape layouts. Speak to us for details & pricing.

LEG FINISH



Powder Coated Metal – see p.118 for colours

Custom RAL – P.O.A.



Castors available.
Black or White

POWER



For optional Power see **Phase** on p.108

TABLES






For optional Side Tables and Drop-in Desks see p.24

Reece High Back



Elevated privacy, Japandi style, circular ethos. The minimalist design and sustainability credentials of our **Reece** range with a higher shell, ideal for focused works zones and semi-enclosed meeting spaces.

Fully Upholstered

			
Product Code	REC-01-UPHB	REC-02-UPHB	REC-03-UPHB
Dimensions	H1365 x W975 x D900 x SH420mm	H1365 x W1725 x D900 x SH420mm	H1365 x W2125 x D900 x SH420mm

Sustainable choices.

Reece fully upholstered frames are now made using AFB (Agricultural Fibre Board), a natural, continuously renewable by-product of the agricultural industry.

Made with straw and reeds, AFB utilises left-over materials which would otherwise be disposed of by composting or burning. Both disposal processes release any CO2 the plants have absorbed throughout their growth into the atmosphere, partially undoing any positive environmental effects the crops have on our planet.

Instead, by re-purposing these byproducts the carbon absorbed during their growth is stored and the environmental implications are negated.

LEG FINISH



Powder Coated Metal - see p.118 for colours

Custom RAL - P.O.A.

Castors available.
Black or White

POWER



For optional Power see **Phase** on p.108


Reece

Side Tables & Drop-in Desks



							
	Side Table	Drop-in Desk for Armchair	Drop-in Desk for Two Seat	Drop-in Desk for Large Two Seat	Drop-in Desk for Single Seat w. One Arm	Drop-in Desk for Two Seat w. One Arm	Drop-in Desk for Three Seat w. One Arm
Product Code	Right: REC-ST-xx-R Left: REC-ST-xx-L	REC-DD-01-xx	REC-DD-02-xx	REC-DD-03-xx	REC-DD-05-xx	REC-DD-06-xx	REC-DD-07-xx
Dimensions	H820 x Ø300mm	H725 x W875 x D350mm	H725 x W1615 x D350mm	H725 x W2025 x D350mm	H725 x W780 x D350mm	H725 x W1520 x D350mm	H725 x W2260 x D350mm

TOP FINISH
Replace xx with code when ordering.




Birch Plywood*
Code: P




Natural Bamboo
Code: NB




Caramel Bamboo
Code: CB



Grey Valchromat
Code: GV



Black Valchromat
Code: BV



Recycled Plastic
Code: RP

NOTES

Side Tables can only be added to low back units.

Drop-in Desks can be added to low back and high back sofas.

***Birch Plywood:** We use a high quality plywood board with a water-based clear lacquer. While care is taken to avoid any large knots or visible plugs these may still appear and are in keeping with the natural appearance of the material.

Fuse 2

An enhanced version of one of our most popular seating ranges, **Fuse 2** features a softer silhouette and more inviting design than before, whilst still offering the same extensive modularity and function. The gently rounded silhouette and sinuous curves create a soft and inviting seating area, making **Fuse 2** a comfortable option for both private and collaborative environments.

High back versions have the ability to absorb ambient noise making it an excellent acoustic option for busy workplaces and high-traffic areas. With a range of configurations available, including four back heights and additional drop in-desks, **Fuse 2** allows for endless combinations and sizes.























900mm High	Single Straight	Two Seat Straight	Curved Corner	Single Curve, 34° Ø3200mm	Two Seat Curve, 68° Ø3200mm	Single Curve, 45° Ø2580mm	Two Seat Curve, 90° Ø2580mm	Three Seat Inverse Curve, 90° Ø3050mm	Two Seat Inverse Curve, 90° Ø2210mm
Product Code	FU2-01-09	FU2-02-09	FU2-05-09	FU2-03-09	FU2-04-09	FU2-08-09	FU2-09-09	FU2-11-09	FU2-12-09
Dimensions	H900 x W750 x D730 x SH440mm	H900 x W1500 x D730 x SH440mm	H900 x W805 x D805 x SH440mm	H900 x W930 x D765 x SH440mm	H900 x W1780 x D875 x SH440mm	H900 x W970 x D770 x SH440mm	H900 x W1800 x D885 x SH440mm	H900 x W2065 x D980 x SH440mm	H900 x W1500 x D840 x SH440mm

1200mm High	Single Straight	Two Seat Straight	Curved Corner	Single Curve, 34° Ø3200mm	Two Seat Curve, 68° Ø3200mm	Single Curve, 45° Ø2580mm	Two Seat Curve, 90° Ø2580mm	Three Seat Inverse Curve, 90° Ø3050mm	Two Seat Inverse Curve, 90° Ø2210mm
Product Code	FU2-01-12	FU2-02-12	FU2-05-12	FU2-03-12	FU2-04-12	FU2-08-12	FU2-09-12	FU2-11-12	FU2-12-12
Dimensions	H1200 x W750 x D730 x SH440mm	H1200 x W1500 x D730 x SH440mm	H1200 x W805 x D805 x SH440mm	H1200 x W930 x D765 x SH440mm	H1200 x W1780 x D875 x SH440mm	H1200 x W970 x D770 x SH440mm	H1200 x W1800 x D885 x SH440mm	H1200 x W2065 x D980 x SH440mm	H1200 x W1500 x D840 x SH440mm



								
1400mm High	Single Straight	Two Seat Straight	Curved Corner	Single Curve, 34° Ø3290mm	Two Seat Curve, 68° Ø3290mm	Single Curve, 45° Ø2655mm	Two Seat Curve, 90° Ø2655mm	Three Seat Inverse Curve, 90° Ø3050mm
Product Code	FU2-01-14	FU2-02-14	FU2-05-14	FU2-03-14	FU2-04-14	FU2-08-14	FU2-09-14	FU2-11-14
Dimensions	H1400 x W750 x D775 x SH440mm	H1400 x W1500 x D775 x SH440mm	H1400 x W875 x D850 x SH440mm	H1400 x W930 x D810 x SH440mm	H1400 x W1780 x D920 x SH440mm	H1400 x W970 x D815 x SH440mm	H1400 x W1800 x D930 x SH440mm	H1400 x W2065 x D980 x SH440mm

								
1800mm High	Single Straight	Two Seat Straight	Curved Corner	Single Curve, 34° Ø3290mm	Two Seat Curve, 68° Ø3290mm	Single Curve, 45° Ø2655mm	Two Seat Curve, 90° Ø2655mm	Three Seat Inverse Curve, 90° Ø3050mm
Product Code	FU2-01-18	FU2-02-18	FU2-05-18	FU2-03-18	FU2-04-18	FU2-08-18	FU2-09-18	FU2-11-18
Dimensions	H1800 x W750 x D775 x SH440mm	H1800 x W1500 x D775 x SH440mm	H1800 x W875 x D850 x SH440mm	H1800 x W930 x D810 x SH440mm	H1800 x W1780 x D920 x SH440mm	H1800 x W970 x D815 x SH440mm	H1800 x W1800 x D930 x SH440mm	H1800 x W2065 x D980 x SH440mm



			
	Drop-in Desk Poseur Height	Drop-in Desk Poseur Height	Drop-in Desk Poseur Height Straight
Product Code	FU-DT-03/04-P	FU-DT-08/09-P	FU-DT-02-P
Dimensions	H1100 x W1360 x D400mm	H1100 x W1665 x D400mm	H1100 x W1500 x D400mm

DROP-IN DESKS

Drop-in Desks can be added to the exterior of H1200, H1400 & H1800mm seating.


Layout plans required when ordering.

POWER



Optional Phase, **Contour** or **Capsule** power can be incorporated into drop-in desks. Refer to p.108-109








TOP FINISH









Drop-in desk tops are White laminate as standard.
Other finishes available P.O.A.



900mm High Back-to-Back	Single Straight	Two Seat Straight	Curved Corner	Single Curve, 34° Ø4550mm	Single Curve, 45° Ø3890mm	D-End For use with H900mm & H1200mm
Product Code	FU2-01-09BTB	FU2-02-09BTB	FU2-05-09BTB	FU2-03-09BTB	FU2-08-09BTB	FU2-D-09-12
Dimensions	H900 x W750 x D1400 x SH440mm	H900 x W1500 x D1400 x SH440mm	H900 x W1500 x D1500 x SH440mm	H900 x W1320 x D1430 x SH440mm	H900 x W1480 x D1435 x SH440mm	H440 x W1400 x D800mm
1200mm High Back-to-Back	Single Straight	Two Seat Straight	Curved Corner	Single Curve, 34° Ø4550mm	Single Curve, 45° Ø3890mm	Segmented D-End For use with H900mm & H1200mm
Product Code	FU2-01-12BTB	FU2-02-12BTB	FU2-05-12BTB	FU2-03-12BTB	FU2-08-12BTB	FU2-DS-09-12
Dimensions	H1200 x W750 x D1400 x SH440mm	H1200 x W1500 x D1400 x SH440mm	H1200 x W1500 x D1500 x SH440mm	H1200 x W1320 x D1430 x SH440mm	H1200 x W1480 x D1435 x SH440mm	H440 x W1400 x D800mm

						
1400mm High Back-to-Back	Single Straight	Two Seat Straight	Curved Corner	Single Curve, 34° Ø4650mm	Single Curve, 45° Ø3990mm	D-End For use with H1400mm & H1800mm
Product Code	FU2-01-14BTB	FU2-02-14BTB	FU2-05-14BTB	FU2-03-14BTB	FU2-08-14BTB	FU2-D-14-18
Dimensions	H1400 x W750 x D1450 x SH440mm	H1400 x W1500 x D1450 x SH440mm	H1400 x W1545 x D1550 x SH440mm	H1400 x W1345 x D1480 x SH440mm	H1400 x W1520 x D1485 x SH440mm	H440 x W1450 x D825mm

						
1800mm High Back-to-Back	Single Straight	Two Seat Straight	Curved Corner	Single Curve, 34° Ø4650mm	Single Curve, 45° Ø3990mm	
Product Code	FU2-01-18BTB	FU2-02-18BTB	FU2-05-18BTB	FU2-03-18BTB	FU2-08-18BTB	
Dimensions	H1800 x W750 x D1450 x SH440mm	H1800 x W1500 x D1450 x SH440mm	H1800 x W1545 x D1550 x SH440mm	H1800 x W1345 x D1480 x SH440mm	H1800 x W1520 x D1485 x SH440mm	

WOOD LEG FINISH



Beech



Oak

OR

STANDARD WOOD COLOURS:

				
Walnut Stain	Graphite Grey RAL 7024	Jet Black RAL 9005	Zinc Yellow RAL 1018	Pigeon Blue RAL 5014
				
Beige Red RAL 3012	Ruby Red RAL 3003	Moss Green RAL 6005	Reseda Green RAL 6011	Sapphire Blue RAL 5003



Custom RAL colours on request.

CASTORS



No upcharge.

POWER



Porthole or **Pip** power can be incorporated into the ends of seats or the fronts of straight seats. Refer to **p.107**

TUK TABLES



Tuk Tables can be fitted into seat sides on request. Refer to **p.41**

LINKING



Option of Face Plate Pin Connector or Crocodile Clip Connector. Refer to **p.119** for details.

Linking mechanisms will only be fitted to the units subject to layout plans being provided. Alternatively, mechanisms will be free-issued.

Link

Unparalleled modularity, bold minimalist forms, and a distinctive statement leg. **Link's** graphic styling and configurable nature empowers limitless creative freedom.

Create sweeping curved benches, arching seating islands or structured geometric layouts. The chunky hairpin leg is designed for a lively pop of colour, or dress it down with a subtle neutral finish, adapting seamlessly to both vibrant and formal settings.

Optional backs and armrests encourage relaxed, free-form seating while the compact footprint and extensive modularity make **Link** the perfect solution for smaller spaces.

Timber frames with CME foam padding. Powder coated steel legs.





Link

Product Code	LNK-01	LNK-02	LNK-03	LNK-04	LNK-05	LNK-06	LNK-07
Dimensions	H615 x W100 x D665mm	H615 x W200 x D665mm	W665 x D665 x SH425mm	H780 x W665 x D665 x SH425mm	W665 x D665 x SH425mm	W665 x D565 x SH425mm	W665 x D460 x SH425mm
Product Code	LNK-08	Right: LNK-09a Left: LNK-09b	LNK-10	LNK-18	LNK-19	LNK-20	LNK-21
Dimensions	W1330 x D665 x SH425mm	H780 x W1330 x D665 x SH425mm	H780 x W1330 x D665 x SH425mm	W1330 x D1330 x SH425mm	W1835 x D1105 x SH425mm	H780 x W1835 x D1105 x SH425mm	H780 x W1835 x D1105 x SH425mm
Product Code	LNK-11	LNK-12	LNK-22	LNK-13	Right: LNK-14a Left: LNK-14b	LNK-15	Right: LNK-23a Left: LNK-23b
Dimensions	W920 x D705 x SH425mm	H780 x W920 x D705 x SH425mm	H780 x W920 x D705 x SH425mm	W1760 x D820 x SH425mm External Ø3025mm Internal Ø1670mm	H780 x W1760 x D820 x SH425mm External Ø3025mm Internal Ø1670mm	H780 x W1760 x D820 x SH425mm External Ø3025mm Internal Ø1670mm	H780 x W1760 x D820 x SH425mm External Ø3025mm Internal Ø1670mm
							CIRCULAR PODS:
Product Code	LNK-24	LNK-16	LNK-17	LNK-25	LNK-26	LNK-27	To create a complete ring the following numbers of seats are needed: 5no. LNK-13, LNK-23a/b or LNK-24. 4no. LNK-27
Dimensions	H780 x W1760 x D820 x SH425mm External Ø3025mm Internal Ø1670mm	W1330 x D765 x SH425mm	H780 x W770 x D770 x SH425mm	H780 x W665 x D665 x SH425mm	H780 x W1505 x D785 x SH425mm External Ø2145mm Internal Ø785mm	H780 x W1505 x D785 x SH425mm External Ø2145mm Internal Ø785mm	

NOTE: Illustrations show Right hand units.

BUTTONS



Available on request.

POWER



Phase power can be fixed to the underside of any unit. Refer to p.108

LEG FINISH



Powder Coated Standard RAL colours. See p.118 for colours.
Custom RAL - P.O.A.

LINKING



Crocodile Connector Clips. Refer to p.119 for details.

Linking mechanisms will only be fitted to the units subject to layout plans being provided. Alternatively, mechanisms will be free-issued.



Monsal

Inspired by one of our favorite footpaths through the rolling hills of the Peak District, Monsal is a compact and size-adjustable bench seating range. Connect the benches end-to-end to create long runs of banquette or backless bench seating, reminiscent of the train carriages that once steamed along the railway, now the Monsal Trail footpath.

With a range of design options available, this simple bench system can adapt to a range of interior purposes and styles. Plinth, leg and castor options diversify Monsals functionality, while custom sizing provides a sleek built-in aesthetic.





	W600 Bench	W600 Bench with Back	W1200 Bench	W1200 Bench with Back	W1600 Bench	W1600 Bench with Back
Product Code	MON-60	MON-60-B	MON-120	MON-120-B	MON-160	MON-160-B
Dimensions	D570 x SH460mm Max W600mm	H820 x D590 x SH460mm Max W600mm	D570 x SH460mm Max W1200mm	H820 x D590 x SH460mm Max W1200mm	D570 x SH460mm Max W1600mm	H820 x D590 x SH460mm Max W1600mm
	Corner No Back	Corner with Back				
Product Code	MON-C	MON-C-B				
Dimensions	D780 x W780 x SH460mm	H820 x D800 x W800 x SH460mm				

LINKING



Option of Face Plate Pin Connector or Crocodile Clip Connector. Refer to p.119 for details.

Linking mechanisms will only be fitted to the units subject to layout plans being provided. Alternatively, mechanisms will be free-issued.

When plinths are specified Pin Connectors will be used & layout plans must be provided at point of ordering.

CUSTOM SIZING

Straight benches can be modified to any width, up to **600mm, 1200mm** or **1600mm** wide. Choose the closest size that exceeds your requirements out of the width options above.

A one-off charge applies per size modification.

UPHOLSTERY STYLES



Plain Quilted Seat OR Back Quilted Seat & Back

75mm Wide Quilted Channels

Please note: for quilted finishes the following M.O.Q.s apply;

Seat & Back = 4no.
Seat only = 4no.
Back only = 6no.

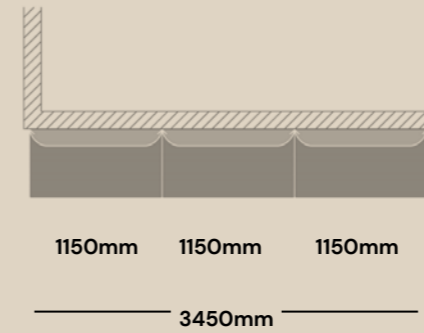
For quantities less than these a standard upcharge to cover setup & processing costs applies.

*Quilting is not available on Leather



To give a better understanding on how to price custom-sized Monsal benches we have compiled the below examples:

Straight Run



To create a bench running the length of a 3450mm wall the shown split can be created.

Booth Layout



Custom-sized booth setups can be created between stud-wall partitions or in alcoves.



SHORT LEG OPTIONS - 50mm

WOOD LEG FINISH



Beech



Oak

STANDARD WOOD COLOURS:



OR



BLACK PLINTH



50mm HEIGHT

CASTORS



Castors
Black

POWER



Porthole or **Pip** power modules can be incorporated into seat fronts of Short Leg units on request. Refer to **p.107**

TUK TABLES



Tuk Tables can be fitted into seat sides of Short Leg units on request. Refer to **p.41**

Due to the height of the body, Tuk is not compatible with Metal Leg or 150mm Plinth versions.

TALL LEG OPTIONS - 150mm

METAL LEG FINISH



STANDARD POWDER COAT COLOURS:



BLACK PLINTH



150mm HEIGHT

POWER



Phase power modules can be incorporated under seat fronts of Metal Leg units or **Porthole** modules can be built into 150mm plinth fronts. Refer to **p.107 - 108**

Tolv







The ultimate solution for bespoke-sized banquette seating with a built-in feel. **Tolv** seamlessly blends sleek, bistro-inspired aesthetics with unmatched customisability.



Tailor each bench to your exact width specifications, ensuring a perfect fit in any space, from narrow corridors to tight alcoves transforming break rooms, cafeterias, and collaborative zones.

Quilted fabric details and multiple leg options create further bespoke appeal, with plinth styles to achieve the desired 'built-in' look.

Timber frames with CME foam padding. Linking mechanism available.



						
Product Code	W1200 x H900 Bench TOLV-12-09	W1200 x H1200 Bench TOLV-12-12	W1600 x H900 Bench TOLV-16-09	W1600 x H1200 Bench TOLV-16-12	W2000 x H900 Bench TOLV-20-09	W2000 x H1200 Bench TOLV-20-12
Dimensions	H900 x D730 x SH440mm Max W1200mm	H1200 x D730 x SH440mm Max W1200mm	H900 x D730 x SH440mm Max W1600mm	H1200 x D730 x SH440mm Max W1600mm	H900 x D730 x SH440mm Max W2000mm	H1200 x D730 x SH440mm Max W2000mm

		
Product Code	H900 Corner Bench TOLV-C-09	H1200 Corner Bench TOLV-C-12
Dimensions	H900 x W830 x D830 x SH440mm	H1200 x W830 x D830 x SH440mm

CUSTOM SIZING

Benches can be modified to any width, up to 1200mm, 1600mm or 2000mm wide. Choose the closest size that exceeds your requirements out of the width options above.

A one-off charge applies per size modification.
For custom width Wall Panels there is no additional charge.

For examples see p.40

EXPOSED BACKS

Standard Tolv benches are designed to sit against a wall, and as such external backs are upholstered in a black lining cloth as standard. Should a fully upholstered backrest be required please specify when ordering.

PATTERNED FABRICS

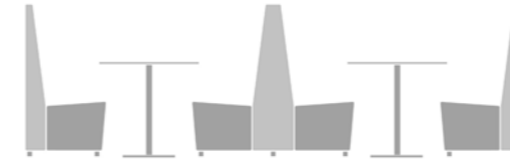
Due to fabric widths any patterned fabrics on 1600mm & 2000mm versions will run along the width of the unit. If patterns need to run vertically down the unit a central seam will be used and additional charges may apply.



POWER

Porthole or **Pip** Power modules can be incorporated into seat fronts on 50mm Leg/Plinth versions, or into the plinth face on 200mm high plinths. For options refer to p.107

REDUCED DEPTH



Straight units can be produced at a reduced depth of 640mm for Single Sided and 1220mm for Back-to-Back for use in tight spaces, with no additional upcharges. Please specify when ordering.


Reduced depth not available on corner units.

BUTTONED BACK



Button Back detail available on request.

VERTICAL QUILTING 75mm CHANNELS



M.O.Q. of 4no. units, or additional charges may apply.

TUK TABLES



Tuk Tables can be fitted into seat sides of Wood Leg & 50mm Plinth units on request. Refer to p.41

Due to the height of the body, Tuk is not compatible with 200mm plinth versions.

LEG FINISH



Beech



Oak



Painted Wood - see p.118 for colours



Castors

BLACK PLINTH



50mm HEIGHT



200mm HEIGHT

When plinths are specified layouts plans must be provided at point of ordering. If layout plans are not provided then plinths will be made to stand-alone specification, with no linking provision.

LINKING



OR



Option of Face Plate Pin Connector or Crocodile Clip Connector. Refer to p.119 for details.

Linking mechanisms will only be fitted to the units subject to layout plans being provided. Alternatively, mechanisms will be free-issued.

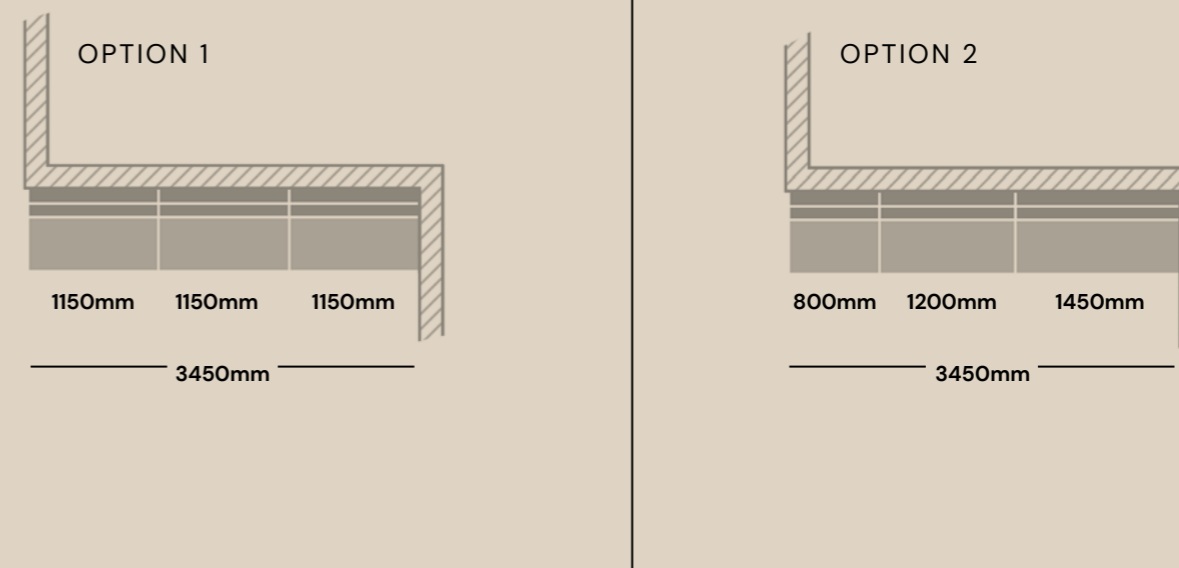
When plinths are specified Pin Connectors will be used & layout plans must be provided at point of ordering.

To give a better understanding on how to price custom-sized Tolv benches we have compiled the below examples:



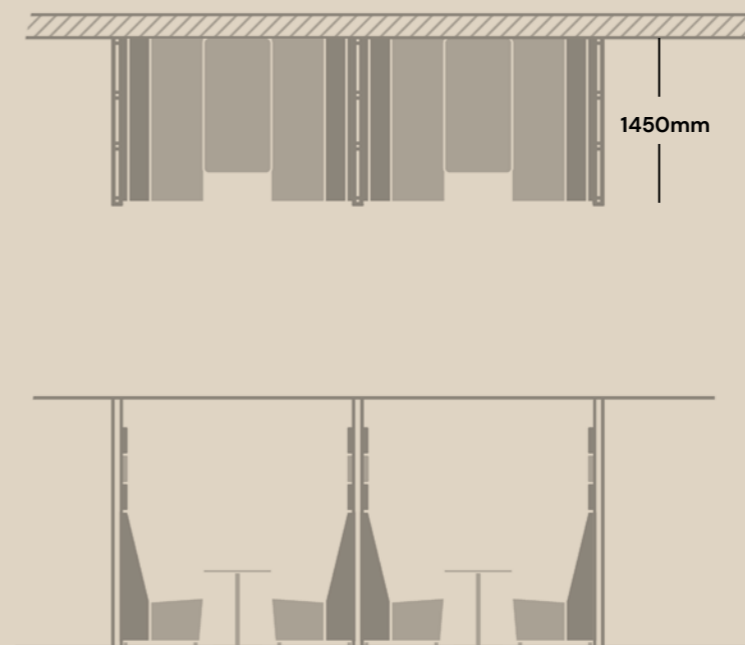
Straight Run

To create a bench running the length of a 3450mm wall, based on a Height of 900mm the following options can be created:



Booth Layout

To create booth setups between stud-wall partitions, based on backrest heights of 1200mm, with additional upholstered wall panels mounted above.



WALL PANELS

Upholstered Wall Panels can be fixed to walls above **Tolv** benches to create a higher back and a more built-in aesthetic.

Custom widths up to **1200mm** and **1600mm** wide can be produced at no additional cost.

Wall panels are supplied with **Button Fix** mounting to secure to wall surfaces. If alternative fixing is required **P.O.A.**

Due to fabric widths any patterned fabrics on 1600mm versions will run along the width of the unit. If patterns need to run vertically down the unit additional charges may apply.

With the exception of Camira fabrics, multiple choices in colour, range &/or manufacturer may result in additional costs. Where fabric manufacturers adopt a minimum meterage policy this may also result in additional charges.

	1200mm Wall Panels	1600mm Wall Panels	2000mm Wall Panels
Product Code	TOLV-12-P	TOLV-16-P	TOLV-20-P
Dimensions	H250 Max W1200mm	H250 Max W1600mm	H250 Max W2000mm

Tuk




Tuk tables are fixed onto the sides of soft seating ranges through the upholstery and can be incorporated into the following ranges:

Product Code	TUK-xx
Dimensions	W300 x D500 x H650mm

- Camino**
- Quinn**
- Sedir**
- Fuse 2**
- Tolv***
- Monsal***

*Wood Leg or 50mm Plinth versions only.

TABLE TOP FINISH:



When ordering please specify by replacing 'xx' with tabletop code.

Smile Plastic Charcoal
+SPC




Birch Plywood
+P



Natural Bamboo
+NB



Caramel Bamboo
+CB



Grey Valchromat
+GV



Black Valchromat
+BV

METAL COLUMN FINISH:



Wine Red
RAL 3005



Ruby Red
RAL 3003



Beige Red
RAL 3012



Broom Yellow
RAL 1032



Zinc Yellow
RAL 1018



Oyster White
RAL 1013



Steel Blue
RAL 5011



Sapphire Blue
RAL 5003



Pigeon Blue
RAL 5014



Blue Grey
RAL 7031



Signal White
RAL 9003



Pebble Grey
RAL 7032



Grey Beige
RAL 1019



Yellow Grey
RAL 7034



Fir Green
RAL 6009



Moss Green
RAL 6005



Reseda Green
RAL 6011



Cement Grey
RAL 7033



Light Grey
RAL 7035



Graphite Grey
RAL 7024



Jet Black
RAL 9005



Quartz





Golden Brown




Rust Mica

Tolv Planters



		
	Low Planter	High Planter
Product Code	TOLV-PLA-L	TOLV-PLA-H
Dimensions	W1200 x D350 x H875mm	W1200 x D350 x H1175mm

FINISHES:



***Birch Plywood:** We use a high quality plywood board with a water-based clear lacquer. While care is taken to avoid any large knots or visible plugs these may still appear and are in keeping with the natural appearance of the material.

****Bamboo** finishes are on request.

Please check availability before ordering.

CUSTOM SIZING

Tolv Planters can be modified to any width, up to 1200mm wide.

A one-off charge applies per size modification.



CASTORS

Increases height by 40mm

NOTE: Planting not supplied.
When live planting is used a waterproof membrane is required.

Planter internal dimensions: 1162 x D312 x H250mm

Tolv Planters are supplied flat-packed for ease of installation, reduced chance of damage and increased transport efficiency.

Eden

Where biophilia and soft furnishings meet. **Eden** planters reimagine the integration of plants in interior spaces by blending biophilia with interior decor. The soft, upholstered, geometric volumes are designed to seamlessly complement interiors alongside soft seating, cushions, and curtains.

Available in four distinct shapes and two heights, **Eden** planters provide endless possibilities for planting configurations. Designed to be used either as standalone pieces, grouped together, or integrated within seating layouts. Eden's varying shapes and heights allow for staggered, dynamic arrangements catering to various aesthetic preferences and spatial requirements.

Timber frames with CME foam padding & powder coated steel trim.





	Round Low	Square Low	D-Shape Low	Quarter Low
Product Code	EDN-R-L	EDN-S-L	EDN-D-L	EDN-Q-L
Dimensions	H735 x Ø675mm	H735 x W675 x D675mm	H735 x W630 x D350mm	H735 x W665 x D665mm

	Round High	Square High	D-Shape High	Quarter High
Product Code	EDN-R-H	EDN-S-H	EDN-D-H	EDN-Q-H
Dimensions	H1035 x Ø675mm	H1035 x W675 x D675mm	H1035 x W630 x D350mm	H1035 x W665 x D665mm

STEEL CAP COLOURS:

Wine Red RAL 3005	Ruby Red RAL 3003	Beige Red RAL 3012	Broom Yellow RAL 1032	Zinc Yellow RAL 1018	Oyster White RAL 1013
Steel Blue RAL 5011	Sapphire Blue RAL 5003	Pigeon Blue RAL 5014	Blue Grey RAL 7031	Signal White RAL 9003	Pebble Grey RAL 7032
Grey Beige RAL 1019	Yellow Grey RAL 7034	Fir Green RAL 6009	Moss Green RAL 6005	Reseda Green RAL 6011	Cement Grey RAL 7033
Light Grey RAL 7035	Graphite Grey RAL 7024	Jet Black RAL 9005	Quartz	Golden Brown	Rust Mica

LINING

Eden planters are supplied with a non-waterproof lining suitable for dried or artificial planting.

If real planting is to be used a waterproof membrane is required. Speak to your planting supplier to provide this.

Bodyn

Providing stylish shelters in open plan layouts, individual **Bodyn** pods offer a space to meet, relax or focus.

Timber frames with CME foam padding, powder coated steel metalwork and multiple options of upholstered or slatted walls & roofs.

Upholstered interior available in two unique styles, with a vast array of fabric combination options.





Quilted Upholstery:





VERTICAL QUILTING
75mm CHANNELS



Stitched Quilting Detail can be added to the inside wall, seat & backrests .

Initial setup charge for each fabric/colour variant, plus price per unit applies.

						
PITCHED UPHOLSTERED ROOF	Two Person Plain	Four Person Plain	Six Person Plain	Two Person Fluted	Four Person Fluted	Six Person Fluted
Product Code	BOD-60-PL-UPR	BOD-120-PL-UPR	BOD-180-PL-UPR	BOD-60-FL-UPR	BOD-120-FL-UPR	BOD-180-FL-UPR
Dimensions	H2135 x W2000 x D600 x SH440mm Table H715mm from Booth Floor	H2135 x W2000 x D1200 x SH440mm Table H715mm from Booth Floor	H2135 x W2000 x D1800 x SH440mm Table H715mm from Booth Floor	H2135 x W2000 x D600 x SH440mm Table H715mm from Booth Floor	H2135 x W2000 x D1200 x SH440mm Table H715mm from Booth Floor	H2135 x W2000 x D1800 x SH440mm Table H715mm from Booth Floor

						
PITCHED SLATTED ROOF	Two Person Plain	Four Person Plain	Six Person Plain	Two Person Fluted	Four Person Fluted	Six Person Fluted
Product Code	BOD-60-PL-SIPR	BOD-120-PL-SIPR	BOD-180-PL-SIPR	BOD-60-FL-SIPR	BOD-120-FL-SIPR	BOD-180-FL-SIPR
Dimensions	H2135 x W2000 x D600 x SH440mm Table H715mm from Booth Floor	H2135 x W2000 x D1200 x SH440mm Table H715mm from Booth Floor	H2135 x W2000 x D1800 x SH440mm Table H715mm from Booth Floor	H2135 x W2000 x D600 x SH440mm Table H715mm from Booth Floor	H2135 x W2000 x D1200 x SH440mm Table H715mm from Booth Floor	H2135 x W2000 x D1800 x SH440mm Table H715mm from Booth Floor

FINISHES:



For full list of finishes refer to **p.48**

NOTE: Fluted upholstery pricing based on multiples of 2no. bands per colour, i.e. one on each side, or random. For alternative combinations P.O.A.

Four Person booths require fabrics with a min. 140cm width. Please check when ordering.



						
PITCHED SLATTED ROOF & WALLS	Two Person Plain	Four Person Plain	Six Person Plain	Two Person Fluted	Four Person Fluted	Six Person Fluted
Product Code	BOD-60-PL-SWPR	BOD-120-PL-SWPR	BOD-180-PL-SWPR	BOD-60-FL-SWPR	BOD-120-FL-SWPR	BOD-180-FL-SWPR
Dimensions	H2135 x W2000 x D600 x SH440mm Table H715mm from Booth Floor	H2135 x W2000 x D1200 x SH440mm Table H715mm from Booth Floor	H2135 x W2000 x D1800 x SH440mm Table H715mm from Booth Floor	H2135 x W2000 x D600 x SH440mm Table H715mm from Booth Floor	H2135 x W2000 x D1200 x SH440mm Table H715mm from Booth Floor	H2135 x W2000 x D1800 x SH440mm Table H715mm from Booth Floor
						
PITCHED SLATTED ROOF & OUTSIDE	Two Person Plain	Four Person Plain	Six Person Plain	Two Person Fluted	Four Person Fluted	Six Person Fluted
Product Code	BOD-60-PL-SOPR	BOD-120-PL-SOPR	BOD-180-PL-SOPR	BOD-60-FL-SOPR	BOD-120-FL-SOPR	BOD-180-FL-SOPR
Dimensions	H2135 x W2140 x D600 x SH440mm Table H715mm from Booth Floor	H2135 x W2140 x D1200 x SH440mm Table H715mm from Booth Floor	H2135 x W2140 x D1800 x SH440mm Table H715mm from Booth Floor	H2135 x W2140 x D600 x SH440mm Table H715mm from Booth Floor	H2135 x W2140 x D1200 x SH440mm Table H715mm from Booth Floor	H2135 x W2140 x D1800 x SH440mm Table H715mm from Booth Floor

FINISHES:



For full list of finishes refer to **p.48**

NOTE: Fluted upholstery pricing based on multiples of 2no. bands per colour, i.e. one on each side, or random. For alternative combinations P.O.A.

Four Person booths require fabrics with a min. 140cm width. Please check when ordering.

Finishes:



PITCHED ROOF BACK WALL

Product Code

Dimensions

2/3rd Height

+LW

H1350 x W2000 x D70mm

Full Height

+FW

H1980 x W2000 x D70mm

Back Walls on Upholstered Roof booths are fully enclosed.

Slatted roof versions include a gap detail.



AV MOUNTING:

Reinforced wall can take screen mount and cable channel with grommet. Please specifying when ordering if required. (Mounting bracket & AV equipment not supplied)

Max suggested screen size 40" - 10kg








POWER:

Capsule, Contour, Phase & Puma power can be fitted to table tops. Puma power can be mounted into Back Walls. Refer to p.109-110

METAL FINISHES:

					
Wine Red RAL 3005	Ruby Red RAL 3003	Beige Red RAL 3012	Broom Yellow RAL 1032	Zinc Yellow RAL 1018	Oyster White RAL 1013
					
Steel Blue RAL 5011	Sapphire Blue RAL 5003	Pigeon Blue RAL 5014	Blue Grey RAL 7031	Signal White RAL 9003	Pebble Grey RAL 7032
					
Grey Beige RAL 1019	Yellow Grey RAL 7034	Fir Green RAL 6009	Moss Green RAL 6005	Reseda Green RAL 6011	Cement Grey RAL 7033
					
Light Grey RAL 7035	Graphite Grey RAL 7024	Jet Black RAL 9005	Quartz	Golden Brown	Rust Mica

SLAT MATERIALS:

				
Birch Plywood*	Grey Valchromat	Black Valchromat	Natural Bamboo	Caramel Bamboo

*Birch Plywood Note: We use a high quality plywood board with a water-based clear lacquer. While care is taken to avoid any large knots or visible plugs these may still appear and are in keeping with the natural appearance of the material.

CASTORS:



Make it mobile by adding braked castors. Available in **Black** or **White**, please specify when ordering.

Increases overall height by 110mm.

LIGHTING:



Optional LED Spotlights with switch.

Can only be used in Fully Upholstered Roof

Optional PIR motion sensor available

CABLE MANAGEMENT:



When in-table power has been specified in the table the power cable is fixed to the table column using Graphite coloured cable clips supplied as standard.

Optional cable snake available in the in same fabric as seats

TABLE TOP FINISHES:





Standard Colours:

			
White Laminate	Oak Laminate	Walnut Laminate	Black Laminate

Please specify when ordering. Custom finishes available P.O.A.

Additional Colours:

Available on Four Person Booths Only (Other sizes P.O.A)

			
Rusty Red U335	Almond Beige U211	Baltic Blue U545	Reed Green U604

FLOORING:




Black Carpet as standard. Other colours or customers' own flooring on request.



Quilted Upholstery:

VERTICAL QUILTING
75mm CHANNELS



Stitched Quilting Detail can be added to the inside wall, seat & backrests .

Initial setup charge for each fabric/colour variant, plus price per unit applies.

						
FLAT UPHOLSTERED ROOF	Two Person Plain	Four Person Plain	Six Person Plain	Two Person Fluted	Four Person Fluted	Six Person Fluted
Product Code	BOD-60-PL-UFR	BOD-120-PL-UFR	BOD-180-PL-UFR	BOD-60-FL-UFR	BOD-120-FL-UFR	BOD-180-FL-UFR
Dimensions	H2000 x W2000 x D600 x SH440mm Table Height: 715mm	H2000 x W2000 x D1200 x SH440mm Table Height: 715mm	H2000 x W2000 x D1800 x SH440mm Table Height: 715mm	H2000 x W2000 x D600 x SH440mm Table Height: 715mm	H2000 x W2000 x D1200 x SH440mm Table Height: 715mm	H2000 x W2000 x D1800 x SH440mm Table Height: 715mm
						
FLAT SLATTED ROOF	Two Person Plain	Four Person Plain	Six Person Plain	Two Person Fluted	Four Person Fluted	Six Person Fluted
Product Code	BOD-60-PL-SIFR	BOD-120-PL-SIFR	BOD-180-PL-SIFR	BOD-60-FL-SIFR	BOD-120-FL-SIFR	BOD-180-FL-SIFR
Dimensions	H2000 x W2000 x D600 x SH440mm Table Height: 715mm	H2000 x W2000 x D1200 x SH440mm Table Height: 715mm	H2000 x W2000 x D1800 x SH440mm Table Height: 715mm	H2000 x W2000 x D600 x SH440mm Table Height: 715mm	H2000 x W2000 x D1200 x SH440mm Table Height: 715mm	H2000 x W2000 x D1800 x SH440mm Table Height: 715mm

FINISHES:









For full list of finishes refer to p.51

NOTE: Fluted upholstery pricing based on multiples of 2no. bands per colour, i.e. one on each side, or random. For alternative combinations P.O.A.

Four Person booths require fabrics with a min. 140cm width. Please check when ordering.



FLAT
SLATTED
ROOF & WALLS

						
	Two Person Plain	Four Person Plain	Six Person Plain	Two Person Fluted	Four Person Fluted	Six Person Fluted
Product Code	BOD-60-PL-SWFR	BOD-120-PL-SWFR	BOD-180-PL-SWFR	BOD-60-FL-SWFR	BOD-120-FL-SWFR	BOD-180-FL-SWFR
Dimensions	H2000 x W2000 x D600 x SH440mm Table Height: 715mm	H2000 x W2000 x D1200 x SH440mm Table Height: 715mm	H2000 x W2000 x D1800 x SH440mm Table Height: 715mm	H2000 x W2000 x D600 x SH440mm Table Height: 715mm	H2000 x W2000 x D1200 x SH440mm Table Height: 715mm	H2000 x W2000 x D1800 x SH440mm Table Height: 715mm

FLAT
SLATTED
ROOF & OUTSIDE

						
	Two Person Plain	Four Person Plain	Six Person Plain	Two Person Fluted	Four Person Fluted	Six Person Fluted
Product Code	BOD-60-PL-SOFR	BOD-120-PL-SOFR	BOD-180-PL-SOFR	BOD-60-FL-SOFR	BOD-120-FL-SOFR	BOD-180-FL-SOFR
Dimensions	H2000 x W2140 x D600 x SH440mm Table Height: 715mm	H2000 x W2140 x D1200 x SH440mm Table Height: 715mm	H2000 x W2140 x D1800 x SH440mm Table Height: 715mm	H2000 x W2140 x D600 x SH440mm Table Height: 715mm	H2000 x W2140 x D1200 x SH440mm Table Height: 715mm	H2000 x W2140 x D1800 x SH440mm Table Height: 715mm

FINISHES:



For full list of finishes refer to p.51

NOTE: Fluted upholstery pricing based on multiples of 2no. bands per colour, i.e. one on each side, or random. For alternative combinations P.O.A.

Four Person booths require fabrics with a min. 140cm width. Please check when ordering.



**FLAT ROOF
BACK WALL**

Product Code

Dimensions

2/3rd Height

+LW

H1350 x W2000
x D70mm

Full Height

+FW

H1840 x W2000
x D70mm

AV MOUNTING:

Reinforced wall can take screen mount and cable channel with grommet. Please specifying when ordering if required. (Mounting bracket & AV equipment not supplied)

Max suggested screen size 40" – 10kg

Back Walls on Upholstered Roof booths are fully enclosed.

Slatted roof versions include a gap detail.



POWER:

Capsule, Contour, Phase & Puma power can be fitted to table tops. **Puma** power can be mounted into Back Walls. Refer to **p.109-110**

Finishes:

METAL FINISHES:



SLAT MATERIALS:



***Birch Plywood Note:** We use a high quality plywood board with a water-based clear lacquer. While care is taken to avoid any large knots or visible plugs these may still appear and are in keeping with the natural appearance of the material.

CASTORS:



Make it mobile by adding braked castors. Available in **Black** or **White**, please specify when ordering.

Increases overall height by 110mm.

LIGHTING:



Optional LED Spotlights with switch.

Can only be used in Fully Upholstered Roof

Optional PIR motion sensor available

CABLE MANAGEMENT:



When in-table power has been specified in the table the power cable is fixed to the table column using Graphite coloured cable clips supplied as standard.

Optional cable snake available in the in same fabric as seats

TABLE TOP FINISHES:


Standard Colours:



Please specify when ordering. Custom finishes available P.O.A.

Additional Colours:

Available on Four Person Booths Only (Other sizes P.O.A)




FLOORING:



Black Carpet as standard.

Other colours or customers' own flooring on request.

Artus Nest



Escape the bustle of busy workspaces with Artus Nest, this solo workspace pod is a sought after retreat for focused work. Seamlessly combining elements from the Monsal and Artus ranges, ensuring visual harmony with other products from the range.

Artus Nest comes equipped with a built-in writing tablet, perfect for enjoying a cup of coffee, jotting down notes, or a brief laptop session. Enclosed by Artus panels, it creates an acoustic cocoon, enhancing concentration by dampening external noise.


RETURN TO CONTENTS

Customise Artus Nest with wooden or metal legs or opt for a swivel base for added flexibility.



	50mm Wood Legs / Castors	Swivel Base	150mm Metal Legs
Product Code	Right Hand: ANS-50-R Left Hand: ANS-50-L	Right Hand: ANS-SB-R Left Hand: ANS-SB-L	Right Hand: ANS-150-R Left Hand: ANS-150-L
Dimensions	H1430 x W860 x D680 x SH460mm Incl. Writing Tablet: W960 x D840mm	H1430 x W860 x D680 x SH460mm Incl. Writing Tablet: W960 x D840mm	H1430 x W860 x D680 x SH460mm Incl. Writing Tablet: W960 x D840mm

WRITING TABLET TOP:



Black Valchromat

BRACKET & COLUMN POWDER COAT COLOURS:

 Wine Red RAL 3005	 Ruby Red RAL 3003	 Beige Red RAL 3012	 Broom Yellow RAL 1032	 Zinc Yellow RAL 1018	 Oyster White RAL 1013
 Steel Blue RAL 5011	 Sapphire Blue RAL 5003	 Pigeon Blue RAL 5014	 Blue Grey RAL 7031	 Signal White RAL 9003	 Pebble Grey RAL 7032
 Grey Beige RAL 1019	 Yellow Grey RAL 7034	 Fir Green RAL 6009	 Moss Green RAL 6005	 Reseda Green RAL 6011	 Cement Grey RAL 7033
 Light Grey RAL 7035	 Graphite Grey RAL 7024	 Jet Black RAL 9005	 Quartz	 Golden Brown	 Rust Mica

WOOD LEG FINISH



Beech



Oak

STANDARD WOOD COLOURS:

Walnut Stain	Graphite Grey RAL 7024	Jet Black RAL 9005	Zinc Yellow RAL 1018	Pigeon Blue RAL 5014
Beige Red RAL 3012	Ruby Red RAL 3003	Moss Green RAL 6005	Reseda Green RAL 6011	Sapphire Blue RAL 5003

OR



Custom RAL colour.

CASTORS



Castors
Black

METAL LEG FINISH



STANDARD POWDER COAT COLOURS:

Wine Red RAL 3005	Ruby Red RAL 3003	Beige Red RAL 3012	Broom Yellow RAL 1032	Zinc Yellow RAL 1018	Oyster White RAL 1013
Steel Blue RAL 5011	Sapphire Blue RAL 5003	Pigeon Blue RAL 5014	Blue Grey RAL 7031	Signal White RAL 9003	Pebble Grey RAL 7032
Grey Beige RAL 1019	Yellow Grey RAL 7034	Fir Green RAL 6009	Moss Green RAL 6005	Reseda Green RAL 6011	Cement Grey RAL 7033
Light Grey RAL 7035	Graphite Grey RAL 7024	Jet Black RAL 9005	Quartz	Golden Brown	Rust Mica



POWER



Porthole power modules can be incorporated into seat side or front on Wood Leg or Castor versions. For prices refer to p.107



Phase power modules can be incorporated under seat fronts on Metal Leg versions. For prices refer to p.108

Artus

Meaning 'Framework' in Latin, **Artus** is a visually striking modular screen system. Its playful design draws inspiration from post-modernist art and architecture. Featuring different sized panels with square or arced corners which combine to form freestanding walls and partitions.

Drop-in desks can be added to create workspaces and our **Monsal** benches pair effortlessly with **Artus** to form comfortable meeting booths.





Example Layouts



Single Desk

ART-EX-ID

Individual Breakdown

2x ART-80-M-R
1x ART-120-M-S
1x ART-D-120
2x ART-B-90

Dimensions

W1280 x D840 x H1425mm
Desk Height: 750mm



Phonebooth

ART-EX-PB

2x ART-80-H-R
1x ART-80-H-S
1x ART-LT
2x ART-B-90

W880 x D840 x H1925mm
Ledge Height: 1100mm



3x Desks
Side-to-Side

ART-EX-3D-SS

4x ART-80-M-S
3x ART-120-M-S
3x ART-D-120
2x ART-B-90
2x ART-B-T

W3760 x D840 x H1425mm
Desk Height: 750mm



4x Desks
Face-to-Face

ART-EX-4D-FF

6x ART-80-M-R
2x ART-120-M-S
4x ART-D-120
2x ART-B-T
1x ART-B-X

H2520 x D1640 x H1425mm
Desk Height: 750mm

Example Layouts



Hexagonal Workpod

Right: ART-EX-HWP-R
Left: ART-EX-HWP-L

Configuration Code

Individual Breakdown

2x ART-80-M-S
1x ART-80-M-R
1x ART-120-M-S
1x ART-40-M-R
1x ART-D-TRI
4x ART-B-120

Dimensions

W1465 x D1850 x H1425mm
Desk Height: 750mm



Rectangular Workpod

Right: ART-EX-RWP-R
Left: ART-EX-RWP-L

1x ART-120-H-S
2x ART-80-H-S
1x ART-80-H-R
1x ART-40-H-R
1x ART-D-120
3x ART-B-90
1x ART-B-ST

W1280 x D1260 x H1825mm
Desk Height: 750mm



Staggered Room Divider

ART-EX-SRD

2x ART-80-M-R
1x ART-80-H-A
1x ART-80-L-R
3x ART-B-120

W2825 x D450
x H1825mm



3x Triangular Desks

ART-EX-3D-TRI

5x ART-80-M-R
4x ART-80-M-S
3x ART-D-TRI
2x ART-B-120
3x ART-B-360

H2890 x D2050 x H1425mm
Desk Height: 750mm



BRACKETS & FEET

Artus is constructed with powder-coated brackets that visibly connect each panel, celebrating the system's de-constructible nature. This allows for easy dismantling, reconfiguration, updating, or repair as office spaces evolve over time.

	Straight Link	90° Corner Link	T-Link	X-Link	120° Corner Link	120° 3-Way Link
Product Code	ART-B-ST	ART-B-90	ART-B-T	ART-B-X	ART-B-120	ART-B-360



	Support Foot	Support Foot with Castors
Product Code	ART-FT	ART-FT-CST
Dimensions	W420 x H1825 x 40mm	W420 x H1825 x 40mm

SUPPORT FEET

Used to add stability to long runs of straight walls or to create individual freestanding or mobile panels.

USE WITH MONSAL BENCHES

When pairing **Monsal & Artus** to create Booth layouts Velcro can be added to fix the Benches to the Wall Panels to reduce the possibility of movement.

A charge of +£42 applies per bench.

Layout plans must be provided at the point of ordering.

Example Layouts



Workbooth

Configuration Code

Right: ART-EX-WB-R
Left: ART-EX-WB-L

Individual Breakdown

2x ART-120-M-S
1x ART-120-M-R
1x ART-40-M-R
1x ART-D-BL
3x ART-B-90
1x MON-120-B
1x Velcro fixing

Dimensions

W1280 x D1280 x H1425mm
Seat Height: 450mm
Desk Height: 750mm



Open Side Booth with AV

ART-EX-BOS

1x ACT-12MS-128
2x ART-40-M-S
2x ART-120-M-R
2x ART-B-90
2x ART-B-ST
2x MON-120-B
2x Velcro fixing

W2100 x D1260 x H1425mm
Seat Height: 450mm
Table Height: 750mm



Closed Side Booth

ART-EX-BCS

3x ART-120-M-S
4x ART-40-M-S
4x ART-B-90
2x ART-B-ST
2x MON-120-B
1x OP-SH-S800
2x Velcro fixing

W2100 x D1280 x H1425mm
Seat Height: 450mm
Table Height: 750mm



Meeting Room

ART-EX-MR

4x ART-120-H-S
2x ART-120-H-R
3x ART-B-90
2x ART-B-ST

H2480 x D2480 x H1825mm

BRACKET & SUPPORT FOOT POWDER COAT COLOURS:

Wine Red RAL 3005	Ruby Red RAL 3003	Beige Red RAL 3012	Broom Yellow RAL 1032	Zinc Yellow RAL 1018	Oyster White RAL 1013
Steel Blue RAL 5011	Sapphire Blue RAL 5003	Pigeon Blue RAL 5014	Blue Grey RAL 7031	Signal White RAL 9003	Pebble Grey RAL 7032
Grey Beige RAL 1019	Yellow Grey RAL 7034	Fir Green RAL 6009	Moss Green RAL 6005	Reseda Green RAL 6011	Cement Grey RAL 7033
Light Grey RAL 7035	Graphite Grey RAL 7024	Jet Black RAL 9005	Quartz	Golden Brown	Rust Mica

LOW WALL PANELS

					
	Low 400 Square Wall	Low 400 Radius Wall	Low 800 Square Wall	Low 800 Radius Wall	Low 800 Arch Wall
Product Code	ART-40-L-S	ART-40-L-R	ART-80-L-S	ART-80-L-R	ART-80-L-A
Dimensions	W420 x H1025 x 40mm	W420 x H1025 x 40mm	W820 x H1025 x 40mm	W820 x H1025 x 40mm	W820 x H1025 x 40mm
					
	Low 1200 Square Wall	Low 1200 Radius Wall	Low 1200 Arch Wall		
Product Code	ART-120-L-S	ART-120-L-R	ART-120-L-A		
Dimensions	W1220 x H1025 x 40mm	W1220 x H1025 x 40mm	W1220 x H1025 x 40mm		



As a completely modular system **Artus** wall panels can be combined in infinite ways to provide a solution for almost any situation. Use straight or angled brackets to form enclosures, or support feet for freestanding screens.

Pair with **Monsal** benches and **Options** tables to create booths.

CUSTOM SIZING

Square Walls can be modified to any width, up to **1220mm** wide. Choose the closest size that exceeds your requirements out of the standard width options.

A charge of +£285 applies per size modification.

MID WALL PANELS



					
	Mid 400 Square Wall	Mid 400 Radius Wall	Mid 800 Square Wall	Mid 800 Radius Wall	Mid 800 Arch Wall
Product Code	ART-40-M-S	ART-40-M-R	ART-80-M-S	ART-80-M-R	ART-80-M-A
Dimensions	W420 x H1425 x 40mm	W420 x H1425 x 40mm	W820 x H1425 x 40mm	W820 x H1425 x 40mm	W820 x H1425 x 40mm
					
	Mid 1200 Square Wall	Mid 1200 Radius Wall	Mid 1200 Arch Wall		
Product Code	ART-120-M-S	ART-120-M-R	ART-120-M-A		
Dimensions	W1220 x H1425 x 40mm	W1220 x H1425 x 40mm	W1220 x H1425 x 40mm		

CUSTOM SIZING




Square Walls can be modified to any width, up to **1220mm** wide. Choose the closest size that exceeds your requirements out of the standard width options.

A charge of +£285 applies per size modification.

Artus can be paired with Monsal benches and Options tables to create a wide variety of booth layouts.



HIGH WALL PANELS

					
	High 400 Square Wall	High 400 Radius Wall	High 800 Square Wall	High 800 Radius Wall	High 800 Arch Wall
Product Code	ART-40-H-S	ART-40-H-R	ART-80-H-S	ART-80-H-R	ART-80-H-A
Dimensions	W420 x H1825 x 40mm	W420 x H1825 x 40mm	W820 x H1825 x 40mm	W820 x H1825 x 40mm	W820 x H1825 x 40mm
					
	High 1200 Square Wall	High 1200 Radius Wall	High 1200 Arch Wall		
Product Code	ART-120-H-S	ART-120-H-R	ART-120-H-A		
Dimensions	W1220 x H1825 x 40mm	W1220 x H1825 x 40mm	W1220 x H1825 x 40mm		

CUSTOM SIZING

Square Walls can be modified to any width, up to **1220mm** wide. Choose the closest size that exceeds your requirements out of the standard width options.

A charge of +£285 applies per size modification.

Desks be incorporated into **Artus** wall setups to create informal drop-in desk areas or private work pods.

All desk tops require connection to wall panels on three sides.

A concealed gap between panels allows for easy cable management between units and to wall sockets.

An additional gap can be included along the back edge to facilitate simple power and cable management.

				
	Ledge Top	800mm Wide Desk	1200mm Wide Desk	Triangular Desk
Product Code	ART-LT	ART-D-80	ART-D-120	ART-D-TRI
Dimensions	W800 x D300mm Surface Height: 1100mm	W800 x D600mm Surface Height: 750mm	W1200 x D600mm Surface Height: 750mm	W1385 x D795mm Surface Height: 750mm
				
	Booth Desk Right	Booth Desk Left		
Product Code	ART-D-BR	ART-D-BL		
Dimensions	W1200 x D600mm Surface Height: 750mm	W1200 x D600mm Surface Height: 750mm		

LAMINATE OPTIONS

Custom laminates available on request. P.O.A.



White Black

CABLE BASKETS



W1000mm Cable Basket available for use with Drop-in Desks. POW-CBASK-1000MM

POWER

Contour, Capsule & Phase power can be fitted to drop-in desk tops. Refer to p.108-109



Calvert

Inspired by Calvert Vaux, the mastermind behind New York's Central Park.

Breaking up a grid system to create spaces to focus, collaborate, relax and inspire.

Steel frame walls, available in three heights, act as room dividers, with the louvre-style grid pattern diffusing visibility between areas without creating a definite wall.

Metalwork available in 24 colours as standard. Panel elements in Birch Plywood, Grey or Black Valchromat, Natural or Caramel Bamboo.





Infinitely scalable, the system can grow, adapt and be reconfigured as spaces evolve. Wall elements create diverse landscapes, from simple partitions to all-encompassing 'room-within-a-room' environments.

Wall frames are simply bolted together, making installation and relocation quick and easy, whilst accessories use a straightforward hook bracket system of attachment to the wall frames, allowing them to be moved and repositioned at any given time for complete flexibility.

Quality materials combine with high levels of craftsmanship to create a product built to last.



The steel frame work, with an architectural grade fine-texture powder coating, offers a highly durable surface finish, but should any damage occur metal work can be re-coated.

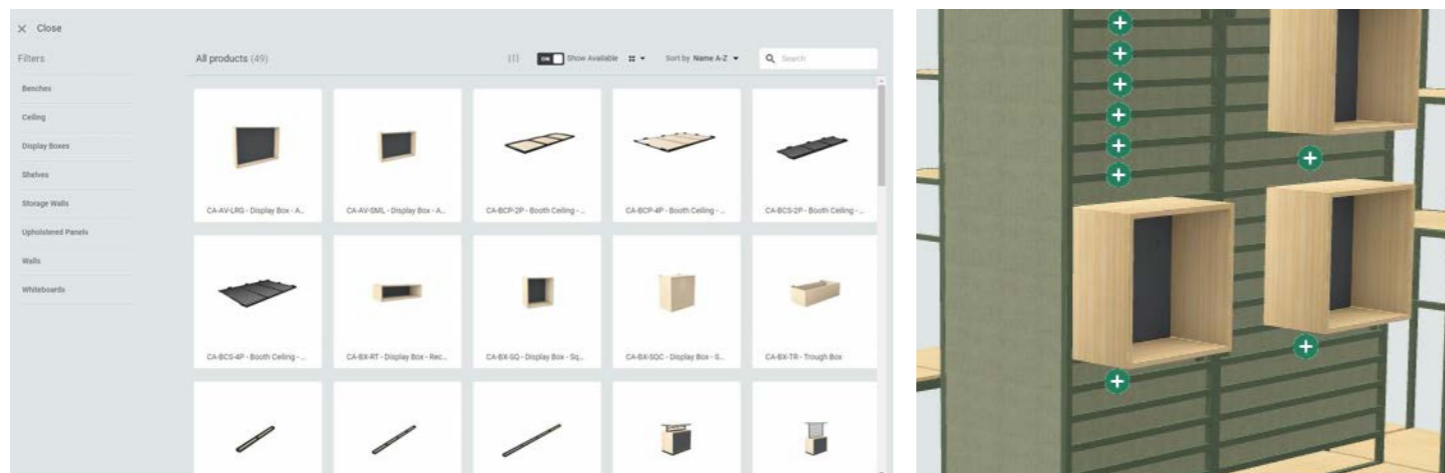
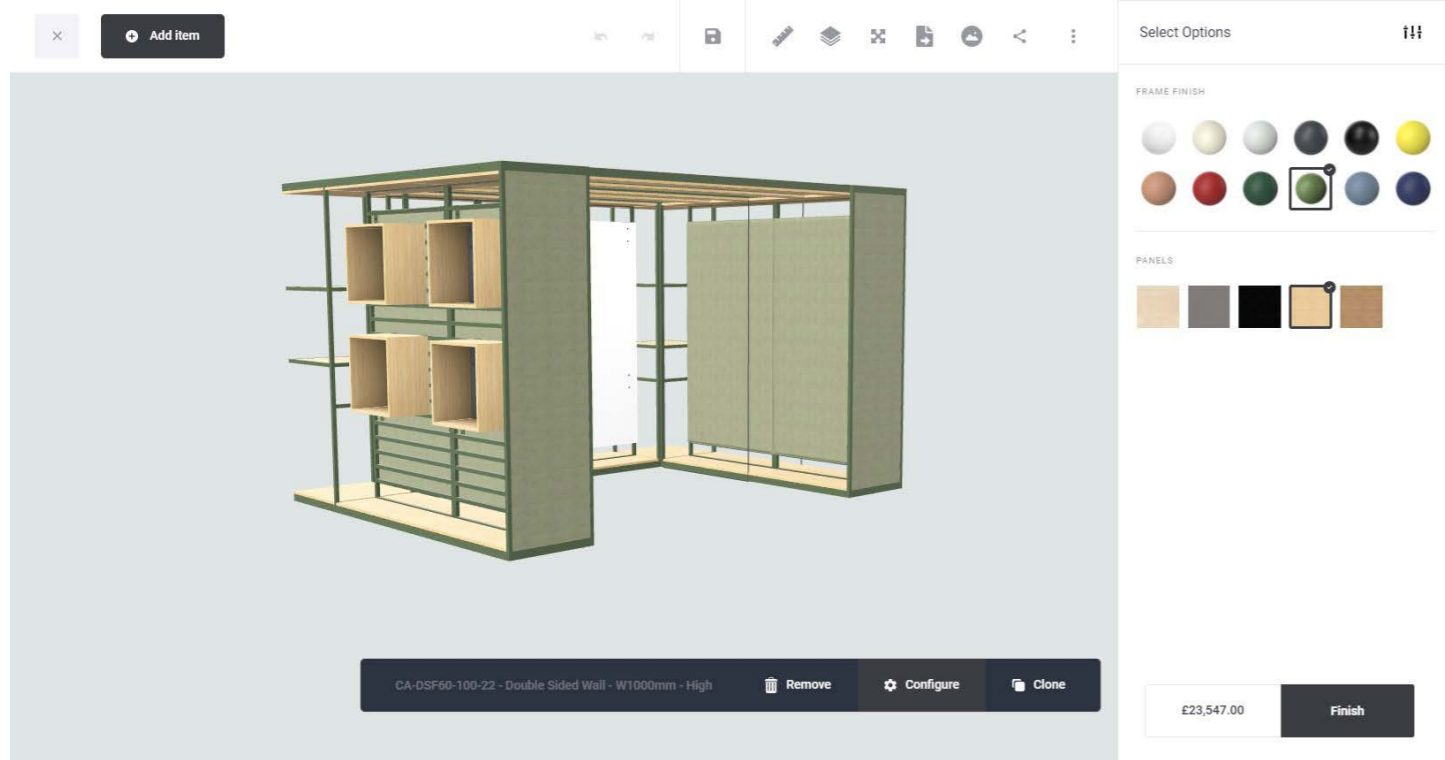
The panel elements, available in finishes including CO2 neutral bamboo, can be individually removed and replaced if necessary, extending the overall lifespan of the system.

The option of castors allows for mobile units, aiding in the creation of highly flexible, reconfigurable spaces.



Calvert

ONLINE PRODUCT & PRICING CONFIGURATOR



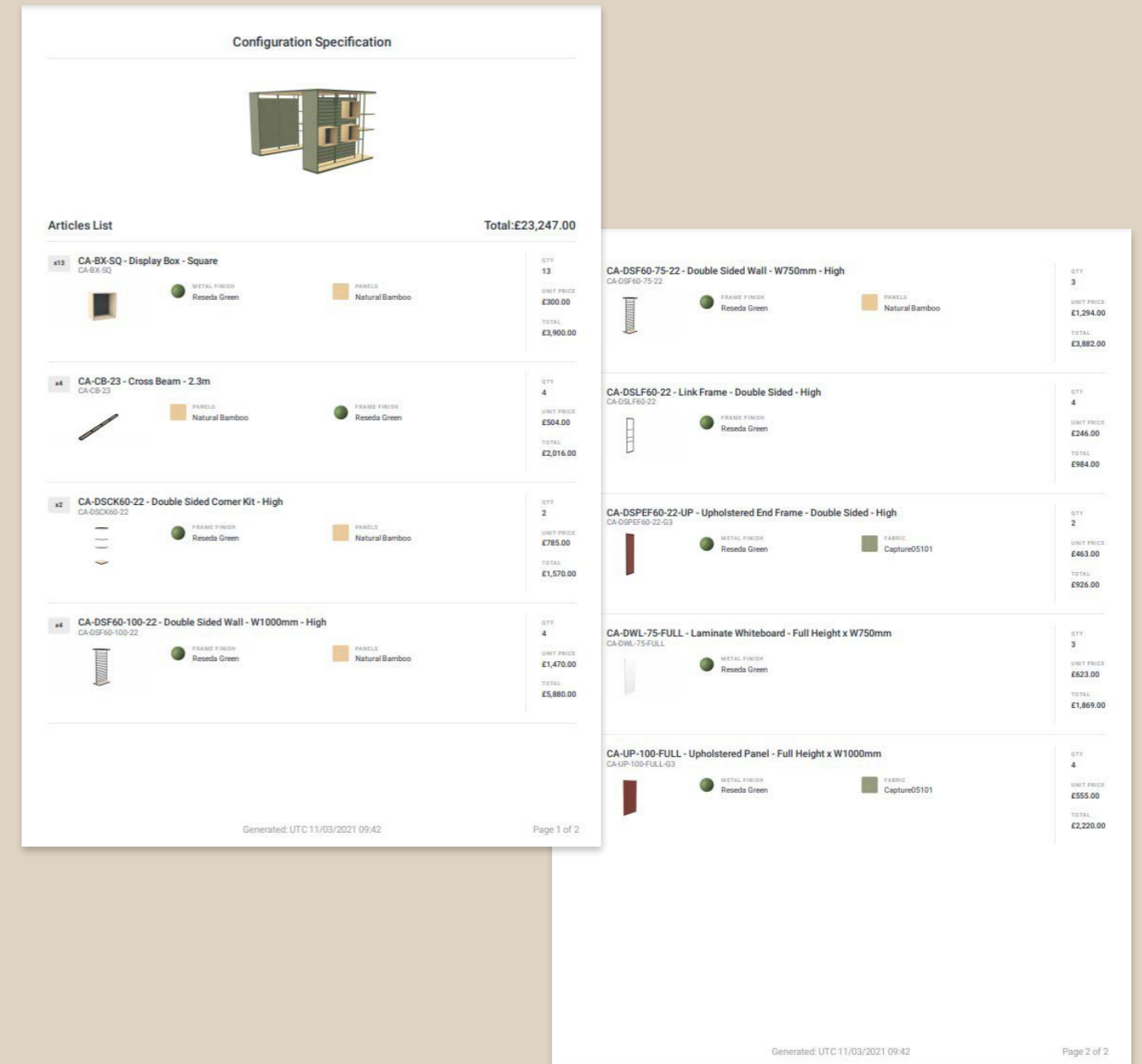
Our online product configurator allows customers to build and specify their perfect **Calvert** layout in 3D simply and easily.

Wall frames can be assembled in any number of ways within the parameters of the system, with Link Frames automatically inserted to alleviate any errors in construction.

Finishes and materials can be selected to customise the look of the product to tie in with your scheme.

ACCESS THE CONFIGURATOR HERE

RETURN TO CONTENTS



Once your perfect layouts are completed they can be shared with other users. High quality images from any view point can be generated for use in presentations, 3D files can be downloaded for integration into CAD models and a full component list, including finishes, created to aid in ordering.

For pricing request a registered user account or refer to stand-alone **Calvert** price list.

Contact a member of the Sales Team to arrange a quick training session, set up your account access or even help you create your perfect layout.



Mid Height Storage Wall

Product Codes

- 2x CA-DSCB100-15
- 2x CA-DSEF60-15

Dimensions

W2050 x D600
x H1000mm



Space Divider with Meeting Table

- 3x CA-DSF60-100-22
- 2x CA-DSEF60-22
- 1x CA-ST-140

Product Codes

W3050 x D1715
x H2200mm

Dimensions



Four Person Booth with Benches and Ceiling

Group 3 Fabrics

- 7x CA-SSF30-75-22
- 2x CA-SSEF30-22
- 4x CA-SSLF30-22
- 2x CA-SSCK30-22-2W
- 1x CA-BCP-4P
- 1x CA-SFPB-2-R
- 1x CA-SFPB-2-L
- 1x CA-ST-140

Product Codes

W2950 x D1890
x H2200mm

Dimensions



Corner Divider Layout with Cupboards

- 2x CA-DSF60-100-22
- 1x CA-DSF60-100-10
- 2x CA-CB100-22
- 1x CA-CB100-15
- 1x CA-CB100-10
- 4x CA-DSL60-22
- 1x CA-DSL60-15
- 2x CA-DSEF60-10
- 1x CA-DSC60-22-2W

W3650 x D4650
x H2200mm



Space Divider with Drop-in Desks

Product Codes

- 4x CA-DSF60-75-22
- 2x CA-DSSF60-22
- 4x CA-DID-150

Dimensions

W3050 x D1225
x H2200mm



Space Divider with Double Sided Benches

Group 3 Fabrics

- 3x CA-DSF60-100-22
- 2x CA-DSF60-75-22
- 2x CA-DSEF60-22
- 6x CA-RFPB-2

Product Codes

W4550 x D1460
x H2200mm

Dimensions



Divider with Drop-In Desks & Cupboard

- 3x CA-DSF60-75-22
- 2x CA-DSL60-22
- 1x CA-DSF60-75-10
- 1x CA-DSEF60-10
- 1x CA-CB100-15
- 1x CA-DSEF60-15
- 6x CA-DID-75

Product Codes

W3350 x D1225
x H2200mm

Dimensions



Single-Sided Wall Fixed Setup with Benches

Group 3 Fabrics

- 1x CA-SSEF30-22
- 1x CA-SSF30-100-22
- 3x CA-SSLF30-22
- 1x CA-SSF30-100-10
- 1x CA-SSLF30-15
- 2x CA-SSF30-75-15
- 3x CA-SSF30-75-22
- 1x CA-SSF30-75-10
- 1x CA-SSEF30-10
- 1x CA-SFPB-2-L
- 1x CA-SFPB-2-R
- 1x CA-ST-140

W6650 x D1600
x H2200mm



Two Person Booth
Group 3 Fabrics

- 5x CA-SSF30-75-22
- 2x CA-SSEF30-22
- 4x CA-SSLF30-22
- 2x CA-SSCK30-22
- 1x CA-SFPB-1-L
- 1x CA-SFPB-1-R
- 1x CA-ST-100-MFC
- 1x CA-BCP-2P

W2950 x D1140
x H2200mm

Product Codes

Dimensions



Meeting Pod Room
Group 3 Fabrics

- 4x CA-DSF60-100-22
- 3x CA-DSF60-75-22
- 2x CA-DSCK60-22
- 4x CA-DSL60-22
- 2x CA-DSPEF60-22
- 4x CA-CB-23

W3500 x D2650
x H2200mm

Product Codes

Dimensions



Angled Office Trio

- 1x CA-TRCK-22
- 6x CA-DSF60-100-22
- 3x CA-DSL60-22
- 3x CA-DSSF60-22
- 3x CA-ST-140

W4150 x D3600
x H2200mm



Mobile Planter Wall

- 2x CA-DSF60-75-15
- + CASTORS
- 2x CA-DSEF60-15
- 4x CA-BX-TR

W1550 x D600
x H1550mm



4 Person Standard Height Collaboration Table

- 1x CA-CT-4S
- 2x CA-DSF60-22-10
- 2x CA-DSL60-10
- 2x CA-DSPEF60-10

W3600 x D1200
x H1200mm

Product Codes

Dimensions



6 Person Poseur Height Collaboration Table with Beams

- 1x CA-CT-6P
- 1x CA-CT-6B
- 2x CA-DSF60-75-22
- 2x CA-DSL60-22
- 2x CA-DSEF60-22

W3850 x D1200
x H2200mm

Product Codes

Dimensions



Mobile AV Divider
Group 3 Fabric

- 2x CA-SSF30-75-15
- + OUTRIGGER CASTORS
- 2x CA-SSPEF30-15
- 1x CA-AV-LRG

W1550 x D650
x H1550mm



Mobile Presentation Divider Wall

- 2x CA-DSF60-100-22
- + OUTRIGGER CASTORS
- 2x CA-DSSF60-22
- 2x CA-DWL-100-FULL
- 2x CA-BX-SQ
- 2x CA-BX-TR

W2050 x D900
x H2250mm

Millie

Millie is a freestanding shelving range which shares the same design language as our **Milo** table collection. Designed to be effortlessly simple, **Millie** offers a sleek storage solution that can integrate into any space.

Whether adorning a wall as a console table or standing tall as a statement shelf, **Millie** adds an air of elegance to any room. Arrange multiple **Millie** units in a row for a cohesive shelving solution, or use them as room dividers to create visually open boundaries between spaces.




Mix and match different heights to add depth and personality to a space. For those seeking a more fitted look and added height, Millie's cupboard base options offer additional versatility and storage.

Powder coated steel frames with steel or timber shelves. Cupboards in MFC.





	 Low 2 Tiers	 Mid 3 Tiers	 High 4 Tiers
Product Code	MIS-120-2-xx	MIS-120-3-xx	MIS-120-4-xx
Dimensions	W1180 x D450 x H835mm	W1180 x D450 x H1235mm	W1180 x D450 x H1635mm


	 Cupboard with 1 Tier	 Cupboard with 2 Tiers	 Cupboard with 3 Tiers
Product Code	MIS-120-C-1-xx	MIS-120 -C-2-xx	MIS-120-C-3-xx
Dimensions	W1200 x D500 x H1235mm	W1200 x D500 x H1635mm	W1200 x D500 x H2035mm

SHELF FINISHES:

When ordering please specify by replacing 'xx' with finish code.

STEEL Available in powder coat colours as per frame.
Code: ST

WOOD OPTIONS



***Birch Plywood:** We use a high quality plywood board with a water-based clear lacquer. While care is taken to avoid any large knots or visible plugs these may still appear and are in keeping with the natural appearance of the material.

PIT-TO-TABLE

Olive pit table tops made from at least 60% agricultural waste.



Available P.O.A.

NOTE: Pit-board tops are made to order & lead times may vary. Speak to us for details.

CUPBOARD FINISH:

Black MFC as standard. Other colours P.O.A.

METAL COLOURS:



Ada

A timeless ottoman range with luxurious detailing. **Ada** is designed to encourage combinations of fabric and pattern, adding character and creating layered spaces.




Characterised by a classic style, piping details and split cylindrical form, **Ada** serves as a versatile foundation for infusing personality into any interior. Balancing simplicity with intricate detailing, **Ada** is effortless in all styles thanks to multiple fabric and piping combinations. Create a tonal and luxurious accessory piece, choose contrast piping for a vibrant focal point, or colour drench for an elegant and understated design staple.

Available in three sizes and with options for discreet glides or castor feet.

Timber frames with CME foam padding.





	 Small	 Mid	 Large
Product Code	ADA-01	ADA-03	ADA-04
Dimensions	H420 x Ø380mm	H420 x Ø535mm	H420 x Ø870mm

CONTRAST PIPING:

For Contrast Piping minimum quantities may apply due to fabric usage. Speak to us for details.



CASTORS

Castors can be added on request.

(Increases height by 25mm)


Maru

Meaning 'wave' in Japanese, Maru reimagines the geometry of our classic hexagonal stool through the language of erosion for a soft and relaxed design. Like its forbears, Maru is easily combined to create interesting landscapes with dynamic, nomadic seating to perch yourself or your things. Available in 3 different heights with low profile glides for dexterity and easy collaboration.

Made by hand in Britain, from the ground up, with an FSC® softwood, MDF and plywood frame supporting a new generation foam that utilises recycled polyols.





	 Low	 Mid	 High
Product Code	MAR-01-L	MAR-01-M	MAR-01-H
Dimensions	H405 x W530 x D490mm	H505 x W530 x D490mm	H605 x W530 x D490mm



CASTORS
Can be added on request.
(Increases height by 25mm)







Pop



A highly versatile upholstered stool and ottoman range, perfect for adding additional seating in flexible areas, or using in groups.

Timber frames with CME foam padding.
Black plastic glides.



							
	Small Round	Mid Round	Large Round	Small Square	Large Square	Small Rectangular	Large Rectangular
Product Code	POP-01	POP-03	POP-04	POP-02	POP-05	POP-06	POP-07
Dimensions	H420 x Ø370mm	H420 x Ø525mm	H420 x Ø860mm	H420 x W400 x D400mm	H420 x W800 x D800mm	H420 x W800 x D400mm	H420 x W1200 x D400mm

HIGHER SEAT

Also available at height of 480mm



CASTORS

Can be added on request.
(Increases height by +25mm)

Romy

A spacious and elegant lounge chair range designed for optimal comfort with an air of contemporary grandeur. **Romy** offers a refined approach to relaxation in interior spaces, combining sophisticated aesthetics with luxurious comfort. With two distinct height options—mid or high back—**Romy** adapts to a plethora of preferences and aesthetics.

High back **Romy** features a prominent wing design, creating a dramatic silhouette and enhancing acoustics. The perfect focal point in a space, the high back is ideal for private conversations or a quiet retreat from the hustle and bustle. Mid back **Romy** offers a more open presence for enhanced sight lines, perfect for creating inviting, social areas or collaborative workspaces.

Romy ensures seamless integration into any interior scheme, with three versatile leg styles to choose from.

Shell in moulded cold cured polyurethane foam over steel frame. Internal sprung seat for added comfort.





**Mid Back
Tubular Frame**

Product Code

ROM-01-A

Dimensions

H955 x W820
x D830 x
SH430mm



**Mid Back
Star Base**

ROM-01-B

H925 x W820
x D830 x
SH400mm



**Mid Back
Wood Legs**

ROM-01-C

H955 x W820
x D830 x
SH430mm



**High Back
Tubular Frame**

Product Code

ROM-02-A

Dimensions

H1120 x W820
x D830 x
SH430mm



**High Back
Star Base**

ROM-02-B

H1090 x W820
x D830 x
SH400mm



**High Back
Wood Legs**

ROM-02-C

H1120 x W820
x D830 x
SH430mm

**CONTRAST
ZIPS**



Coloured zips available on request.

For colours see [p.118](#)



STAR BASE FINISH



Polished Chrome

Black

WOOD LEG FINISH



Natural Ash

STANDARD WOOD COLOURS:



Walnut Stain



Graphite Grey
RAL 7024



Jet Black
RAL 9005



Zinc Yellow
RAL 1018



Pigeon Blue
RAL 5014

OR



Beige Red
RAL 3012



Ruby Red
RAL 3003



Moss Green
RAL 6005



Reseda Green
RAL 6011



Sapphire Blue
RAL 5003



Custom RAL colour on request.

TUBULAR FRAME FINISH



STANDARD POWDER COAT COLOURS:



Wine Red
RAL 3005



Ruby Red
RAL 3003



Beige Red
RAL 3012



Broom Yellow
RAL 1032



Zinc Yellow
RAL 1018



Oyster White
RAL 1013



Steel Blue
RAL 5011



Sapphire Blue
RAL 5003



Pigeon Blue
RAL 5014



Blue Grey
RAL 7031



Signal White
RAL 9003



Pebble Grey
RAL 7032



Grey Beige
RAL 1019



Yellow Grey
RAL 7034



Fir Green
RAL 6009



Moss Green
RAL 6005



Reseda Green
RAL 6011



Cement Grey
RAL 7033



Light Grey
RAL 7035



Graphite Grey
RAL 7024



Jet Black
RAL 9005



Quartz



Golden Brown



Rust Mica

Odyssey







Perfectly proportioned and expertly tailored, **Odyssey** embodies comfort and style within a timeless and luxurious silhouette.

A range of leg colours and styles means **Odyssey** can be dressed up or down for a range of environments. The low-back option makes for a stylish and understated accent chair, meanwhile the high back provides maximum impact and unparalleled comfort.

Seat shell in moulded cold cured polyurethane foam over steel frame.





			
	Low Back Star Base	Low Back Wood Legs	Low Back Wire Base
Product Code	OD-01-B	OD-01-C	OD-01-D
Dimensions	H750 x W920 x D870 x SH360mm	H820 x W920 x D870 x SH400mm	H830 x W920 x D870 x SH410mm
			
	High Back Star Base	High Back Wood Legs	High Back Wire Base
Product Code	OD-02-B	OD-02-C	OD-02-D
Dimensions	H950 x W920 x D870 x SH360mm	H1080 x W920 x D870 x SH400mm	H1090 x W920 x D870 x SH410mm

CONTRAST
ZIPS



Coloured zips available on request.
For colours see p.118

STAR BASE
FINISH



Polished
Chrome

Black

WOOD LEG
FINISH



Beech



Oak

STANDARD WOOD COLOURS:



Walnut Stain



Graphite Grey
RAL 7024



Jet Black
RAL 9005



Zinc Yellow
RAL 1018



Pigeon Blue
RAL 5014

OR



Beige Red
RAL 3012



Ruby Red
RAL 3003



Moss Green
RAL 6005



Reseda Green
RAL 6011



Sapphire Blue
RAL 5003



Custom RAL colours on request.

WIRE LEG
FINISH



STANDARD POWDER COAT COLOURS:



Wine Red
RAL 3005



Ruby Red
RAL 3003



Beige Red
RAL 3012



Broom Yellow
RAL 1032



Zinc Yellow
RAL 1018



Oyster White
RAL 1013



Steel Blue
RAL 5011



Sapphire Blue
RAL 5003



Pigeon Blue
RAL 5014



Blue Grey
RAL 7031



Signal White
RAL 9003



Pebble Grey
RAL 7032



Grey Beige
RAL 1019



Yellow Grey
RAL 7034



Fir Green
RAL 6009



Moss Green
RAL 6005



Reseda Green
RAL 6011



Cement Grey
RAL 7033



Light Grey
RAL 7035



Graphite Grey
RAL 7024



Jet Black
RAL 9005



Quartz



Golden Brown



Rust Mica

Breathe

Discover the homely charm and unmatched comfort of **Breathe**. Equally fitting for both relaxed and corporate workspaces, these chairs shine whether used individually or grouped for a cosy collaborative area.

Choose between wooden legs for a natural appeal, or a swivel base for enhanced flexibility. Two back height choices add to Breathe's versatility.


Seat shell in moulded cold cured polyurethane foam over steel frame.





	Low Back Star Base	Low Back Wood Legs
Product Code	BRE-02-B	BRE-02-C
Dimensions	H700 x W820 x D850 x SH430mm	H700 x W820 x D850 x SH430mm

CONTRAST
ZIPS



Coloured zips available on request.
For colours see p.118

STAR BASE
FINISH



Polished
Chrome

Black

WOOD LEG
FINISH



Beech



Oak

STANDARD WOOD COLOURS:

Walnut Stain	Graphite Grey RAL 7024	Jet Black RAL 9005	Zinc Yellow RAL 1018	Pigeon Blue RAL 5014
Beige Red RAL 3012	Ruby Red RAL 3003	Moss Green RAL 6005	Reseda Green RAL 6011	Sapphire Blue RAL 5003

OR



Custom RAL colours on request.

Piper

A contemporary throwback to a modernist classic. **Piper** infuses a timeless cantilever silhouette with soft, creative shapes, upholstered comfort, and piped design detailing. A playful and contemporary twist on a classic, **Piper** is designed to inject expressive personality into interiors.

Available in three versatile heights, **Piper** offers tailored seating solutions for a variety of settings. Designed to complement the **Betto** table range, **Piper** comes as a standard chair for traditional meeting, desk or café setups, as well as two stool heights – counter and poseur – ideal for elevated countertops, bar areas, or high meeting and collaborative areas.

Plywood seat & back panels with foams made using plant-based polyols.
Tubular steel frame powder coated in a choice of 24 colours.





	Chair	Counter Stool	Poseur Stool
Product Code	PPR-CH	PPR-CS	PPR-PS
Dimensions	H825 x W550 x D550 x SH485mm	H1010 x W520 x D500 x SH700mm	H1110 x W520 x D500 x SH800mm

CONTRAST PIPING:

For Contrast Piping minimum quantities may apply due to fabric usage. Speak to us for details.

FRAME COLOURS:

 Wine Red RAL 3005	 Ruby Red RAL 3003	 Beige Red RAL 3012	 Broom Yellow RAL 1032	 Zinc Yellow RAL 1018	 Oyster White RAL 1013
 Steel Blue RAL 5011	 Sapphire Blue RAL 5003	 Pigeon Blue RAL 5014	 Blue Grey RAL 7031	 Signal White RAL 9003	 Pebble Grey RAL 7032
 Grey Beige RAL 1019	 Yellow Grey RAL 7034	 Fir Green RAL 6009	 Moss Green RAL 6005	 Reseda Green RAL 6011	 Cement Grey RAL 7033
 Light Grey RAL 7035	 Graphite Grey RAL 7024	 Jet Black RAL 9005	 Quartz	 Golden Brown	 Rust Mica

Piper at Work

A contemporary reference to a modernist classic. Piper At Work infuses the informal spirit of the Piper collection into meeting spaces, board rooms and check-in check-out working. Creative shapes, upholstered comfort, and piping design detail are introduced to a 5-star castor base, with optional arms for functional agility. The metalwork frame available in 24 colours, and the option of contrast piping offers a canvas for creativity befitting Piper's character.

Made by hand in Britain, incorporating quality components from our selected partners in Italy. Piper uses an FSC® Plywood seat & back panel, and sustainable foams made using plant-based polyols.










METALWORK COLOURS:

 Wine Red RAL 3005	 Ruby Red RAL 3003	 Beige Red RAL 3012	 Broom Yellow RAL 1032	 Zinc Yellow RAL 1018	 Oyster White RAL 1013
 Steel Blue RAL 5011	 Sapphire Blue RAL 5003	 Pigeon Blue RAL 5014	 Blue Grey RAL 7031	 Signal White RAL 9003	 Pebble Grey RAL 7032
 Grey Beige RAL 1019	 Yellow Grey RAL 7034	 Fir Green RAL 6009	 Moss Green RAL 6005	 Reseda Green RAL 6011	 Cement Grey RAL 7033
 Light Grey RAL 7035	 Graphite Grey RAL 7024	 Jet Black RAL 9005	 Quartz	 Golden Brown Rust Mica	

ARMREST OPTIONS:

 UPHOLSTERED	 WOOD In Following Options:	
 Birch Plywood	 Natural Bamboo	 Caramel Bamboo
 Grey Valchromat	 Black Valchromat	

COMFORT TILT:





All Piper at Work chairs now include a comfort tilt mechanism to replicate the subtle movement & elasticity of a cantilever frame.

If a fixed seat carrier is required please specify when ordering.

CONTRAST PIPING:

For Contrast Piping minimum quantities may apply due to fabric usage. Speak to us for details.

		
	Height Adjustable Chair	Height Adjustable Chair with Arms
Product Code	PPR-CST	PPR-CST-A
Dimensions	W530 x D550 x H785/875 x SH445/535mm	W660 x D550 x H785/875 x SH445/535mm Arm Height: 185mm

Hugg

Hugg has been created to humanize spaces, with a friendly, elegant and refined design.

The organic curves are designed to promote warmth and communication whilst the well-defined silhouette of the seat shell incorporates integrated armrests low enough to fit under tables, and supportive enough to accommodate the body comfortably for longer periods of sitting, perfect for meeting rooms, waiting areas, breakout spaces and many other active work and social environments.





					
	Swivel Spider Base	Metal Four Legs	Wire Base	Tubular 4 Leg Base	
Product Code	HUG-SSB	HUG-ML	HUG-WB	HUG-TB	
Dimensions	H890 x W600 x D620 x SH480mm Arm Height: 660mm	H890 x W600 x D620 x SH480mm Arm Height: 660mm	H910 x W600 x D620 x SH500mm Arm Height: 660mm	H890 x W600 x D620 x SH480mm Arm Height: 660mm	
					
	Tubular Counter Height Stool	Tubular Poseur Height Stool	5-Star Base w Castors	Wood Four Legs	Wood Swivel Base
Product Code	HUG-TCS	HUG-THS	HUG-CST	HUG-WDL	HUG-WDS
Dimensions	H1090 x W600 x D620 x SH670mm Arm Height: 860mm	H1240 x W600 x D620 x SH820mm Arm Height: 1010mm	H880/960 x W600 x D620 x SH470/550mm Arm Height: 650/730mm	H910 x W600 x D620 x SH500mm Arm Height: 660mm	H890 x W600 x D620 x SH480mm Arm Height: 660mm



BASE FINISHES

See p.90



CONTRAST ZIPS

Coloured zips available on request. See p.118 for colours.

Darcy





Darcy is a blank canvas for creative expression, elegantly proportioned with a sweeping form and an adaptable personality.







Darcy adopts the persona of its fabrics and finishes. A fun pop of colour for a lively cafe space or a corporate yet stylish meeting chair, Darcy's crisp lines and organic shape create an understated yet striking presence in any environment. **Darcy** is set apart by the extensive range of leg options, enabling endless customisation.

Seat shell in moulded cold cured polyurethane foam over steel frame.





				
	Swivel Spider Base	Metal Four Legs	Wire Base	Tubular 4 Leg Base
Product Code	DAR-SSB	DAR-ML	DAR-WB	DAR-TB
Dimensions	H800 x W580 x D570 x SH480mm	H800 x W580 x D570 x SH480mm	H820 x W580 x D570 x SH500mm	H800 x W580 x D570 x SH480mm

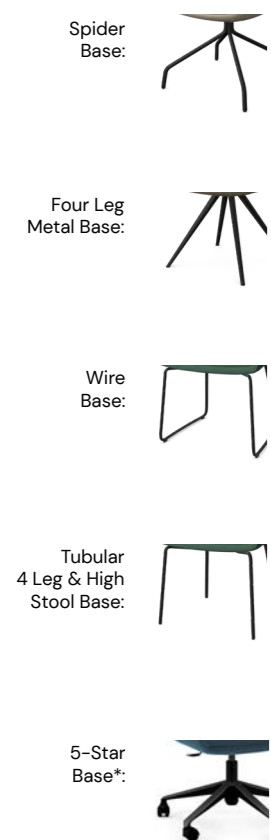
						
	Tubular Counter Height Stool	Tubular Poseur Height Stool	5-Star Base w Castors	Wood Tapered Legs	Wood Four Leg Base	Wood Swivel Base
Product Code	DAR-TCS	DAR-THS	DAR-CST	DAR-TWL	DAR-WL	DAR-WDS
Dimensions	H990 x W580 x D570 x SH670mm	H1140 x W580 x D570 x SH820mm	H790/870 x W580 x D570 x SH470/550mm	H800 x W580 x D570 x SH480mm	H820 x W580 x D570 x SH500mm	H800 x W580 x D570 x SH480mm

 **BASE FINISHES**
See p.90

 **CONTRAST ZIPS**
Coloured zips available on request. See p.118 for colours.



METAL BASE FINISHES



IN

STANDARD POWDER COAT COLOURS:

Wine Red RAL 3005	Ruby Red RAL 3003	Beige Red RAL 3012	Broom Yellow RAL 1032	Zinc Yellow RAL 1018	Oyster White RAL 1013
Steel Blue RAL 5011	Sapphire Blue RAL 5003	Pigeon Blue RAL 5014	Blue Grey RAL 7031	Signal White RAL 9003	Pebble Grey RAL 7032
Grey Beige RAL 1019	Yellow Grey RAL 7034	Fir Green RAL 6009	Moss Green RAL 6005	Reseda Green RAL 6011	Cement Grey RAL 7033
Light Grey RAL 7035	Graphite Grey RAL 7024	Jet Black RAL 9005	Quartz	Golden Brown	Rust Mica

***5-Star.**
Aluminium Star Base will be coloured, with
Black Castors, Gas Lift & Fixing Plates .

WOOD BASE FINISHES



STANDARD WOOD COLOURS:

Walnut Stain				
Graphite Grey RAL 7024	Jet Black RAL 9005	Sapphire Blue RAL 5003	Pigeon Blue RAL 5014	
Beige Red RAL 3012	Ruby Red RAL 3003	Moss Green RAL 6005	Reseda Green RAL 6011	Zinc Yellow RAL 1018

OR



Custom RAL colours on request.

Artus Connect

Artus Connect combines an AV-enabled Artus wall with functional table surfaces, forming various sizes of media wall and meeting table that seamlessly blend with the style of our other products.







An essential for flexible and agile working spaces, Artus Connect tables can be used as standing desks, with stools and chairs, or combined with sofas like High Back Reece to create a more private meeting booth feel. With various sizes and table heights available, you can build Artus Connect into larger Artus wall layouts for an integrated feel or keep it as a standalone piece for an equally effective static or flexible unit.

A discrete zip allows cables from power units or AV to be neatly concealed inside the wall. See further details below to explore the options of Booth Tables, Meeting Tables, Mobile Meeting Tables, and Betto Meeting Tables.

















Meeting Tables

						
	Mid 800 Square Artus - 1200x600mm Table	Mid 800 Square Artus - 1500x600mm Table	Mid 1200 Square Artus - 1200x800mm Table	Mid 1200 Square Artus - 1500x800mm Table	Mid 1200 Arch Artus - 1200x800mm Table	Mid 1200 Arch Artus - 1500x800mm Table
Product Code	ACT-8MS-126	ACT-8MS-156	ACT-12MS-128	ACT-12MS-158	ACT-12MA-128	ACT-12MA-158
Overall Dimensions	W820 x D1240 x H1425mm	W820 x D1540 x H1425mm	W1220 x D1240 x H1425mm	W1220 x D1540 x H1425mm	W1220 x D1240 x H1425mm	W1220 x D1540 x H1425mm
Table Dimensions	W600 x D1200 x H750mm	W600 x D1500 x H750mm	W800 x D1200 x H750mm	W800 x D1500 x H750mm	W800 x D1200 x H750mm	W800 x D1500 x H750mm

Booth Tables

						
	Mid 800 Square	Mid 1200 Square	Mid 1200 Arch	Mid 800 Square Mobile	Mid 1200 Square Mobile	Mid 1200 Arch Mobile
Product Code	ACT-8MS-BTH	ACT-12MS-BTH	ACT-12MA-BTH	ACT-M-8MS-BTH	ACT-M-12MS-BTH	ACT-M-12MA-BTH
Overall Dimensions	W820 x D1470 x H1425mm	W1220 x D1470 x H1425mm	W1220 x D1470 x H1425mm	W820 x D1470 x H1425mm	W1220 x D1470 x H1425mm	W1220 x D1470 x H1425mm
Table Dimensions	W750 x D1430 x H650mm	W750 x D1430 x H650mm	W750 x D1430 x H650mm	W750 x D1430 x H650mm	W750 x D1430 x H650mm	W750 x D1430 x H650mm

Mobile Meeting Tables









						
	Mid 800 Square Artus - 1200x600mm Table	Mid 800 Square Artus - 1500x600mm Table	Mid 1200 Square Artus - 1200x800mm Table	Mid 1200 Square Artus - 1500x800mm Table	Mid 1200 Arch Artus - 1200x800mm Table	Mid 1200 Arch Artus - 1500x800mm Table
Product Code	ACT-M-8MS-126	ACT-M-8MS-156	ACT-M-12MS-128	ACT-M-12MS-158	ACT-M-12MA-128	ACT-M-12MA-158
Overall Dimensions	W820 x D1240 x H1425mm	W820 x D1540 x H1425mm	W1220 x D1240 x H1425mm	W1220 x D1540 x H1425mm	W1220 x D1240 x H1425mm	W1220 x D1540 x H1425mm
Table Dimensions	W600 x D1200 x H750mm	W600 x D1500 x H750mm	W800 x D1200 x H750mm	W800 x D1500 x H750mm	W800 x D1200 x H750mm	W800 x D1500 x H750mm

Maximum recommended AV Screen size on Booth Table Artus Connect panels is 32"
Maximum weight is 12kg, including mounting bracket (not supplied)

Maximum recommended AV Screen sizes on 800 Square/Arch & 1200 Arch Artus = 32", 1200 Square = 43"
Maximum weight is 12kg, including mounting bracket (not supplied)



**Betto
Meeting
Tables**

				
	Mid 1200 Square Artus - Standard Height Betto	Mid 1200 Arch Artus - Standard Height Betto	High 1200 Square Artus - Standard Height Betto	High 1200 Arch Artus - Standard Height Betto
Product Code	ACT-12MS-BS	ACT-12MA-BS	ACT-12HS-BS	ACT-12HA-BS
Overall Dimensions	W1220 x D2040 x H1425mm	W1220 x D2040 x H1425mm	W1220 x D2040 x H1825mm	W1220 x D2040 x H1825mm
Table Dimensions	W1000 x D2000 x H750mm	W1000 x D2000 x H750mm	W1000 x D2000 x H750mm	W1000 x D2000 x H750mm
				
	High 1200 Square Artus - Counter Height Betto	High 1200 Arch Artus - Counter Height Betto	High 1200 Square Artus - Poseur Height Betto	High 1200 Arch Artus - Poseur Height Betto
Product Code	ACT-12HS-BC	ACT-12HA-BC	ACT-12HS-BP	ACT-12HA-BP
Overall Dimensions	W1220 x D2040 x H1825mm	W1220 x D2040 x H1825mm	W1220 x D2040 x H1825mm	W1220 x D2040 x H1825mm
Table Dimensions	W1000 x D2000 x H900mm	W1000 x D2000 x H900mm	W1000 x D2000 x H1050mm	W1000 x D2000 x H1050mm

Maximum recommended AV Screen size is 43"
Maximum weight is 12kg, including mounting bracket (not supplied)



STANDARD LAMINATE COLOURS:



Premium White
W1000



Black
U999

All Booth & Meeting Table Tops are available in White or Black as standard.

Custom colours & finishes P.O.A

BETTO LAMINATE COLOURS:



China Red
U321



Rusty Red
U335



Sand Yellow
U125



Almond Beige
U211



Carat Beige
U115



Midnight Blue
U570



Baltic Blue
U545



Fir Green
U699



Stone Green
U665



Reed Green
U604

Betto Meeting Tables are also available in this curated collection of coloured tops.

STEEL BASE COLOURS:



Wine Red
RAL 3005



Ruby Red
RAL 3003



Beige Red
RAL 3012



Broom Yellow
RAL 1032



Zinc Yellow
RAL 1018



Oyster White
RAL 1013



Steel Blue
RAL 5011



Sapphire Blue
RAL 5003



Pigeon Blue
RAL 5014



Blue Grey
RAL 7031



Signal White
RAL 9003



Pebble Grey
RAL 7032



Grey Beige
RAL 1019



Yellow Grey
RAL 7034



Fir Green
RAL 6009



Moss Green
RAL 6005



Reseda Green
RAL 6011



Cement Grey
RAL 7033



Light Grey
RAL 7035



Graphite Grey
RAL 7024



Jet Black
RAL 9005



Quartz



Golden Brown



Rust Mica

POWER OPTIONS:



Phase, Contour & Capsule Power can be added to any **Artus Connect** table. Refer to [p108-109](#)

In addition to these, **Betto Meeting Table** versions can include any of our **Betto Power** options. See [p.97](#) for options.

Betto

Betto, because we work 'Better Together'. Inspiring creative collaboration and teamwork, Betto is a table range for large groups, catering to a variety of working styles. Seamless shapes create an inviting and flexible user-centric meeting space to comfortably gather, where nobody is faced with an awkward table leg or corner seat.

Combine different shapes and heights to form a multifunctional landscape. Standard height for seated meetings, counter height for agile and tactile working, or poseur height for a sit/stand workspace.

Available in 12 different laminate colours with 24 metal leg finish options, there are nearly 300 style combinations to inspire creativity and foster focus in any environment.





	Ø1000mm	Ø1200mm	Ø1400mm*	1000 x 2000mm Oval	1200 x 2400mm Oval	1000 x 2000mm D-End	1200 x 2400mm D-End
Standard Height 750mm	BET-R100-75	BET-R120-75	BET-R140-75	BET-OV10-20-75	BET-OV12-24-75	BET-DE10-20-75	BET-DE12-24-75
Counter Height 900mm	BET-R100-90	BET-R120-90	BET-R140-90	BET-OV10-20-90	BET-OV12-24-90	BET-DE10-20-90	BET-DE12-24-90
Poseur Height 1050mm	BET-R100-105	BET-R120-105	BET-R140-105	BET-OV10-20-105	BET-OV12-24-105	BET-DE10-20-105	BET-DE12-24-105

When **Pixel**, **Porthole** or **Inca** power modules are specified on Oval or D-End tables the tops are supplied with 2no. 80mm grommet cutouts, central to the base columns, allowing for the power modules to be used in pairs. If 1no. power module is ordered a grommet cap is supplied for the 2nd cutout.

TABLE CONNECTORS:



Two D-End tables can be linked together to create larger tables.

Fixed linking brackets supplied FOC.



Disconnectable table connectors available. Please specify when ordering.

STEEL BASE COLOURS:

Wine Red RAL 3005	Ruby Red RAL 3003	Beige Red RAL 3012	Broom Yellow RAL 1032	Zinc Yellow RAL 1018	Oyster White RAL 1013
Steel Blue RAL 5011	Sapphire Blue RAL 5003	Pigeon Blue RAL 5014	Blue Grey RAL 7031	Signal White RAL 9003	Pebble Grey RAL 7032
Grey Beige RAL 1019	Yellow Grey RAL 7034	Fir Green RAL 6009	Moss Green RAL 6005	Reseda Green RAL 6011	Cement Grey RAL 7033
Light Grey RAL 7035	Graphite Grey RAL 7024	Jet Black RAL 9005	Quartz	Golden Brown	Rust Mica

STANDARD LAMINATE COLOURS:

Premium White W1000	Black U999	Rusty Red U335	Almond Beige U211	Baltic Blue U545	Reed Green U604	*Ø1400mm only available in White or Black MFC
------------------------	---------------	-------------------	----------------------	---------------------	--------------------	---

ADDITIONAL LAMINATE COLOURS:


China Red U321	Sand Yellow U125	Carat Beige U115	Midnight Blue U570	Fir Green U699	Stone Green U665	+
-------------------	---------------------	---------------------	-----------------------	-------------------	---------------------	---

This curated collection of laminate colours has been chosen to pair with our metal finishes to offer bright, eye-catching combinations or subdued sophisticated palettes.

In addition to these additional colours, Betto tops are available in any standard Egger laminate finishes, at the prices shown.

Round colour tops in the additional non-standard colours need to be ordered in multiples of:
Ø1000mm = 3no. / Ø1200mm = 2no.

No MOQ on Oval or D-End sizes.



Phase

Product Code	2x Power Socket	1x Power Socket 1x TUF-R (A+C)
	Black: POW-PHA-2S-B White: POW-PHA-2S-W	Black: POW-PHA-1SU-B White: POW-PHA-1SU-W

-Power sockets are 3.15A Individually Fused.
-TUF-R Charging points are 5A USB, 1x Type A USB & 1x Type C USB



Peak

Product Code	6x Power Socket	4x Power Socket 2x TUF-R (A+C)	4x Power Socket 1x TUF-R (A+C) 2x RJ45 Outlet
	Black: POW-PEA-6P-B White: POW-PEA-6P-W	Black: POW-PEA-4P2U-B White: POW-PEA-4P2U-W	Black: POW-PEA-4PU2D-B White: POW-PEA-4PU2D-W

-Power sockets are 3.15A Individually Fused.
-TUF-R Charging points are 5A USB, 1x Type A USB & 1x Type C USB
-RJ45 includes 3m Cat6



Pixel ITUF^{A+C}

Product Code	1x Power Socket 1x TUF-R (A+C 25W)
	Black: POW-PIX-1PU-B White: POW-PIX-1PU-W

-Power sockets are 3.15A Individually Fused.
-TUF-R Charging points are 5A USB, 1x Type A USB & 1x Type C USB

When **Pixel** power modules are specified on Oval or D-End tables the tops are supplied with 2no. 80mm grommet cutouts, central to the base columns, allowing for the power modules to be used in pairs.
If 1no. power module is ordered a grommet cap is supplied for the 2nd cutout.

Each OE Electrics power module requires one of the following starter mains cables:
Other lengths available on request.

Product Code	1m Cable with 13A UK plug	3m Cable with 13A UK plug	5m Cable with 13A UK plug	7m Cable with 13A UK plug
	POW-OEE-1M	POW-OEE-3M	POW-OEE-5M	POW-OEE-7M

Porthole



Product Code	1x Power Socket	1x Power Socket 1x RJ45 Cat 6 Data	1x Power Socket 1x HDMI 1.4 Inline 1x USB Data	1x Power Socket 1x Twin USB Type A+C Charging
	Black: POW-PHP-1P-B Grey: POW-PHP-1P-G White: POW-PHP-1P-W	Black: POW-PHP-1PD-B Grey: POW-PHP-1PD-G White: POW-PHP-1PD-W	Black: POW-PHP-1PHU-B Grey: POW-PHP-1PHU-G White: POW-PHP-1PHU-W	Black: POW-PHP-1PU-B Grey: POW-PHP-1PU-G White: POW-PHP-1PU-W

-Data sockets include 3m data lead.
-Power sockets are 13A UK BS 1363, 3.15A Individually Fused.
-USB Charging points are USB A + 65w USB C

When **Porthole** power modules are specified on Oval or D-End tables the tops are supplied with 2no. 80mm grommet cutouts, central to the base columns, allowing for the power modules to be used in pairs.
If 1no. power module is ordered a grommet cap is supplied for the 2nd cutout.

Inca



Product Code	4x Power Socket	2x Power Socket 1x RJ45 Cat 6 Data 1x HDMI	2x Power Socket 1x Twin USB Type A+C Charging	2x Power Socket 2x Twin USB Type A+C Charging
	Black: POW-INC-4P-B Grey: POW-INC-4P-G White: POW-INC-4P-W	Black: POW-INC-2PDH-B Grey: POW-INC-2PDH-G White: POW-INC-2PDH-W	Black: POW-INC-2PU-B Grey: POW-INC-2PU-G White: POW-INC-2PU-W	Black: POW-INC-2P2U-B Grey: POW-INC-2P2U-G White: POW-INC-2P2U-W

-Data sockets include 3m data lead.
-Power sockets are 13A UK BS 1363, 3.15A Individually Fused.
-USB Charging points are USB A + 65w USB C

When **Inca** power modules are specified on Oval or D-End tables the tops are supplied with 2no. 80mm grommet cutouts, central to the base columns, allowing for the power modules to be used in pairs.
If 1no. power module is ordered a grommet cap is supplied for the 2nd cutout.

Each CMD power module requires one of the following starter mains cables:
Other lengths available on request.

Product Code	1m Cable with 13A UK plug	3m Cable with 13A UK plug	5m Cable with 13A UK plug	10m Cable with 13A UK plug
	Black: POW-CMD-1M-B White: POW-CMD-1M-W	Black: POW-CMD-3M-B White: POW-CMD-3M-W	Black: POW-CMD-5M-B White: POW-CMD-5M-W	Black: POW-CMD-10M-B White: POW-CMD-10M-W

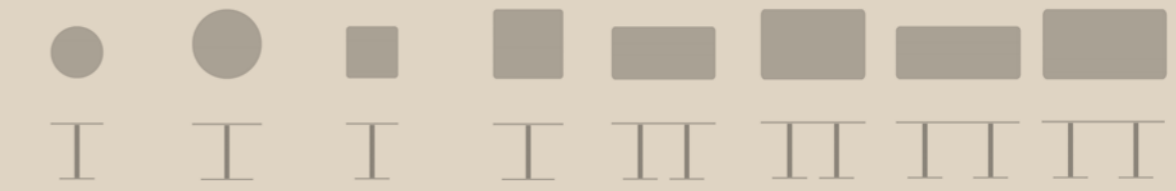
Options

A simplistic and minimal pedestal table range with a slender elegance in its proportions.

Steel bases with powder coated finish.

Laminate or Glass table tops.





	Ø600mm	Ø800mm	600 x 600mm*	800 x 800mm*	1200 x 600mm	1200 x 800mm	1500 x 600mm*	1500 x 800mm
Product Code	OPP-x-R600-y	OPP-x-R800-y	OPP-x-S600-y	OPP-x-S800-y	OPP-x-12-60-y	OPP-x-12-80-y	OPP-x-15-60-y	OPP-x-15-80-y
Coffee Height 350mm	Laminate Square Edge	✓	✓	✓	-	-	-	-
	Laminate Chamfered Edge	✓	✓	✓	✓	-	-	-
	Glass Clear	✓	✓	-	-	-	-	-
	Glass Frosted or Smoked	✓	✓	-	-	-	-	-
Coffee Height 450mm	Laminate Square Edge	✓	✓	✓	✓	-	✓	-
	Laminate Chamfered Edge	✓	✓	✓	✓	-	✓	-
	Glass Clear	✓	✓	-	-	-	-	-
	Glass Frosted or Smoked	✓	✓	-	-	-	-	-
Lounge Height 700mm	Laminate Square Edge	✓	✓	✓	✓	✓	✓	✓
	Laminate Chamfered Edge	✓	✓	✓	✓	✓	✓	✓
	Glass Clear	✓	✓	-	-	-	-	-
	Glass Frosted or Smoked	✓	✓	-	-	-	-	-
Standard Height 750mm	Laminate Square Edge	✓	✓	✓	✓	✓	✓	✓
	Laminate Chamfered Edge	✓	✓	✓	✓	✓	✓	✓
	Glass Clear	✓	✓	-	-	-	-	-
	Glass Frosted or Smoked	✓	✓	-	-	-	-	-
Poseur Height 1000mm	Laminate Square Edge	✓	✓	✓	✓	✓	✓	✓
	Laminate Chamfered Edge	✓	✓	✓	✓	✓	✓	✓
	Glass Clear	✓	✓	-	-	-	-	-
	Glass Frosted or Smoked	✓	✓	-	-	-	-	-


When ordering please specify height by replacing 'x' with appropriate code:
 350mm Coffee Height=35 / 450mm Coffee Height=45 / 700mm Lounge Height=70
 Standard Height=SH / Poseur Height=PH

LAMINATE EDGE DETAIL
Square Edge: 1mm ABS edge, matching laminate finish. **LS**
Chamfered Edge: Waxed MDF core. **LC**
 When ordering please specify by replacing 'y' with top code.




LAMINATE OPTIONS

Standard Finishes:
 Available on complete range.



Additional Colours:
 Square Edge Only.

*On 600x600mm, 800x800mm & 1500x600mm M.O.Q.s will apply.



Custom laminates available on request. P.O.A.

GLASS OPTIONS

Clear: Toughened 10mm. **GC**
Frosted: Sandblasted toughened 10mm. **GF**
Smoked: Toughened 10mm. **GS**
Bronze: Toughened 10mm. **GB**



When ordering please specify by replacing 'y' with top code.

BASE FINISH



Powder Coated - see p.118 for colours
 Custom RAL - P.O.A.

Jazz

Jazz is an altar to refreshment; an offering of welcome, of social connection, of pause or party. Jazz's exaggerated column comes with a choice of chamfered laminate top, or a spun steel option, which evokes tray tables of global fare. A pedestal to punctuate your day with communal moments of sharing.

Finished by hand in Britain, incorporating quality components from our selected partners in Italy. Crafted with infinitely recyclable steel, containing 71% recycled content, and enabling precise detailing and customisation with our 24 colours as standard.






				
	Low Small Round Table	Low Large Round Table	High Small Round Table	High Large Round Table
Product Code	JAZ-01-xx	JAZ-02-xx	JAZ-03-xx	JAZ-04-xx
Steel Top	Ø465 x H375mm	Ø720 x H375mm	Ø465 x H475mm	Ø720 x H475mm
Laminate Top	Ø450 x H380mm	Ø700 x H380mm	Ø450 x H480mm	Ø700 x H480mm


TABLE TOP FINISHES:

When ordering please specify by replacing 'xx' with finish code.

STEEL Available in powder coat colours as per base.
Code: ST

LAMINATE OPTIONS

Chamfered edge with Waxed MDF core.
Code: LT



PIT-TO-TABLE

Olive pit table tops made from at least 60% agricultural waste.

Available P.O.A.



NOTE: Pit-board tops are made to order & lead times may vary. Speak to us for details.

STEEL BASE/TOP COLOURS:



TWO-TONE STEEL



Contrast top & legs available, m.o.q. 4no. pieces or upcharge applies.

Milo

With an architecturally inspired, asymmetric silhouette, Milo tables add an element of creativity and intrigue to any environment. Expertly curated design details give Milo a unique identity, whilst extensive finish combinations make it perfectly adaptable for any interior style.

Clever invisible fixing methods allow Milo tables to be shipped flat-packed. This reduces packaging requirements and allows for considerably reduced transport volume, significantly lowering the environmental impact.






	Small Square Table	Large Square Table	Small Round Table	Large Round Table
Product Code	MIL-01-xx	MIL-02-xx	MIL-03-xx	MIL-04-xx
Dimensions	W450 x D450 x H500mm	W750 x D750 x H350mm	Ø480 x H500mm	Ø900 x H350mm

TABLE TOP FINISHES:

When ordering please specify by replacing 'xx' with finish code.

STEEL Available in powder coat colours as per frame.
Code: ST

WOOD OPTIONS



Birch Plywood* P
Natural Bamboo NB
Caramel Bamboo CB
Grey Valchromat GV
Black Valchromat BV

*Birch Plywood: We use a high quality plywood board with a water-based clear lacquer. While care is taken to avoid any large knots or visible plugs these may still appear and are in keeping with the natural appearance of the material.

STEEL FRAME/TOP COLOURS:



TWO-TONE METAL



Contrast top & legs available, m.o.q. 4no. pieces or upcharge applies.

GLASS OPTIONS
Toughened 10mm



Clear GC
Smoked GS
Bronze GB

SMILE PLASTIC
100% Recycled



Grey Mist SPG
Charcoal SPC

PIT-TO-TABLE
Olive pit table tops made from at least 60% agricultural waste



Natural PBN
Charcoal PBC
Soft White PBW

NOTE: Pit-board tops are made to order & lead times may vary. Speak to us for details.

Icarus



The stylish and agile Icarus table works alongside most seating options, providing a useful and practical surface, ideal for casual work or breakout areas.

Steel construction with powder coated finish.




	Metal Top	Wood Top
Product Code	ICA-xx-MT	ICA-xx-yy
Dimensions	W300 x D500 x H650mm	W300 x D500 x H670mm

WOOD TOP FINISHES

Replace 'yy' in code with finish codes below.



Birch Plywood* Code: P
Natural Bamboo Code: NB
Caramel Bamboo Code: CB



Grey Valchromat Code: GV
Black Valchromat Code: BV

***Birch Plywood:** We use a high quality plywood board with a water-based clear lacquer. While care is taken to avoid any large knots or visible plugs these may still appear and are in keeping with the natural appearance of the material.

PIT-TO-TABLE

Olive pit table tops made from at least 60% agricultural waste. Available P.O.A.



Natural PBN
Charcoal PBC
Soft White PBW

NOTE: Pit-board tops are made to order & lead times may vary. Speak to us for details.

METAL COLOURS:

Replace 'xx' in code with finish codes below.

Wine Red RAL 3005 Code: 3005	Ruby Red RAL 3003 Code: 3003	Beige Red RAL 3012 Code: 3012	Broom Yellow RAL 1032 Code: 1032	Zinc Yellow RAL 1018 Code: 1018	Oyster White RAL 1013 Code: 1013
Steel Blue RAL 5011 Code: 5011	Sapphire Blue RAL 5003 Code: 5003	Pigeon Blue RAL 5014 Code: 5014	Blue Grey RAL 7031 Code: 7031	Signal White RAL 9003 Code: 9003	Pebble Grey RAL 7032 Code: 7032
Grey Beige RAL 1019 Code: 1019	Yellow Grey RAL 7034 Code: 7034	Fir Green RAL 6009 Code: 6009	Moss Green RAL 6005 Code: 6005	Reseda Green RAL 6011 Code: 6011	Cement Grey RAL 7033 Code: 7033
Light Grey RAL 7035 Code: 7035	Graphite Grey RAL 7024 Code: 7024	Jet Black RAL 9005 Code: 9005	Quartz Code: QU	Golden Brown Code: GB	Rust Mica Code: RM

Laptop Table



A simple and robust table, ideal for laptop use when paired with soft seating. The height adjustable stem allows for greater user comfort and flexibility.

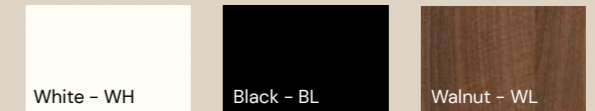
Steel base with soft-touch height adjustment lever. Laminate top.

Base available in black, white, silver or chrome. 5kg weight capacity.



				
	Black Base	White Base	Silver Base	Polished Chrome Base
Product Code	LAP-B-xx	LAP-W-xx	LAP-S-xx	LAP-C-xx
Dimensions	W520 x D380 x H625/1050mm	W520 x D380 x H625/1050mm	W520 x D380 x H625/1050mm	W520 x D380 x H625/1050mm

LAMINATE OPTIONS
Please specify when ordering by replacing 'xx' with colour code. Custom laminates available on request. P.O.A.




Scatter Cushions



Soft, fibre-filled cushions complement almost any soft seating range, and can be used to add a casual aesthetic as well as enhancing comfort.

Polyester fibre filling. Option of self coloured or contrast buttons.



	350 x 350mm	450 x 450mm	550 x 350mm	350 x 350mm with Button	450 x 450mm with Buttons	550 x 350mm with Buttons
Product Code	FC-350	FC-450	FC-REC	FC-350-B	FC-450-B	FC-REC-B
Dimensions	H350 x W350 x D120mm	H450 x W450 x D120mm	H550 x W350 x D120mm	H350 x W350 x D120mm	H450 x W450 x D120mm	H550 x W350 x D120mm

Please Note: Some fabrics may result in minimum fabric order & carriage charges.

*Please refer to Leather Discount notes on p.113

Feather Filled:

Feather Filled cushions available P.O.A.

Porthole Power

Power and data ports can be integrated into selected soft seating ranges to aid breakout productivity.

Available in black, white or grey.

Individually fused and tested to BS5733.

Made by CMD



	1x Power Socket	1x Power Socket 1x RJ45 Cat 6 Data	1x Power Socket 1x HDMI 1.4 Inline 1x USB 2.0 Inline	1x Power Socket 1x Twin USB Type A+C Charging
Product Code	Black: POW-PHP-1P-B Grey: POW-PHP-1P-G White: POW-PHP-1P-W	Black: POW-PHP-1PD-B Grey: POW-PHP-1PD-G White: POW-PHP-1PD-W	Black: POW-PHP-1PHU-B Grey: POW-PHP-1PHU-G White: POW-PHP-1PHU-W	Black: POW-PHP-1PU-B Grey: POW-PHP-1PU-G White: POW-PHP-1PU-W

-Data sockets include 3m data lead.
-Power sockets are 13A UK BS 1363, 3.15A Individually Fused.
-USB Charging points are 4A USB Type A + 65w Type C charger

Each power module requires one of the following starter mains cables:
Other lengths available on request.

	1m Cable with 13A UK plug	3m Cable with 13A UK plug	5m Cable with 13A UK plug	10m Cable with 13A UK plug
Product Code	Black: POW-CMD-1M-B White: POW-CMD-1M-W	Black: POW-CMD-3M-B White: POW-CMD-3M-W	Black: POW-CMD-5M-B White: POW-CMD-5M-W	Black: POW-CMD-10M-B White: POW-CMD-10M-W



Black



Grey



White

DETAILS:

Porthole modules can be installed in the following ranges:

Artus Nest, Betto, Camino, Fuse 2, Monsal (50mm Leg/Plinth Only), **Quinn, Sedir & Tolv.**

For additional information and location options please speak to a member of our Sales team.

NOTE: Prices include fitting into furniture. If customer's own power modules are supplied fitting costs apply.

Pip Power

Pip brings the smallest spaces to life with compact AC power, data/AV or TUF USB charging. Integrate Pip into soft seating to provide convenient power for everyone.

Available in black or white.

Made by OE Electrics



	1x UK Fused Socket	1x TUF-R (A+C)
Product Code	Black: POW-PIP-1S-B White: POW-PIP-1S-W	Black: POW-PIP-U-B White: POW-PIP-U-W

-Power sockets are 3.15A Individually Fused.
-TUF-R Charging points are 5A USB, 1x Type A USB & 1x Type C USB

Each power module requires one of the following starter mains cables:
Other lengths available on request.

	1m Cable with 13A UK plug	3m Cable with 13A UK plug	5m Cable with 13A UK plug	7m Cable with 13A UK plug
Product Code	POW-OEE-1M	POW-OEE-3M	POW-OEE-5M	POW-OEE-7M



Black



White

DETAILS:

Pip modules can be installed in the following ranges:

Artus Nest, Fuse 2, Monsal (50mm Leg/Plinth Only), **Quinn, Sedir & Tolv.**

For additional information and location options please speak to a member of our Sales team.

NOTE: Prices include fitting into furniture. If customer's own power modules are supplied fitting costs apply.

Phase Power

Phase provides convenient but discreet power and USB charging by being fitted to either the underside of the seat or the top edge of a desk or table unit.


Available in black or white.

Made by OE Electrics



Product Code	2x Power Socket	1x Power Socket 1x TUF-R (A+C)
	Black: POW-PHA-2S-B White: POW-PHA-2S-W	Black: POW-PHA-1SU-B White: POW-PHA-1SU-W

-Power sockets are 3.15A Individually Fused.
-TUF-R Charging points are 5A USB, 1x Type A USB & 1x Type C USB



Each power module requires one of the following starter mains cables:
Other lengths available on request.

Product Code	1m Cable with 13A UK plug	3m Cable with 13A UK plug	5m Cable with 13A UK plug	7m Cable with 13A UK plug
	POW-OEE-1M	POW-OEE-3M	POW-OEE-5M	POW-OEE-7M

DETAILS:

Phase modules can be installed in the following ranges:

Artus Drop-in Desks, Artus Connect, Artus Nest (Metal Leg Only), Betto, Calvert Drop-in Desks, Link, Monsal (Metal Leg Only), Otto & Reece,

For additional information and location options please speak to a member of our Sales team.

NOTE: Prices includes ensuring furniture pieces are ready for to take power module.
If customer's own power modules are supplied fitting costs apply.

Puma Power

Simple panel mounted unit providing flexible modular power and data distribution.

Available in black or grey.

Made by OE Electrics



Product Code	2x Power Socket	1x Power Socket 1x TUF-R (A+C)	2x Power Socket 1x TUF-R (A+C)
	Black: POW-PUM-2S-B Grey: POW-PUM-2S-W	Black: POW-PUM-1SU-B Grey: POW-PUM-1SU-G	Black: POW-PUM-2SU-B Grey: POW-PUM-2SU-G

-Power sockets are 3.15A Individually Fused.
-TUF-R Charging points are 5A USB, 1x Type A USB & 1x Type C USB
-RJ45 Data Outlets include 3m Cat6 cable. Cat5e available on request.



Product Code	3x Power Socket	2x Power Socket 2x RJ45 Outlet	1x Power Socket 1x TUF-R (A+C) 2x RJ45 Outlet
	Black: POW-PUM-3S-B Grey: POW-PUM-3S-G	Black: POW-PUM-2SD-B Grey: POW-PUM-2SD-G	Black: POW-PUM-1SUD-B Grey: POW-PUM-1SUD-G



Each power module requires one of the following starter mains cables:
Other lengths available on request.

Product Code	1m Cable with 13A UK plug	3m Cable with 13A UK plug	5m Cable with 13A UK plug	7m Cable with 13A UK plug
	POW-OEE-1M	POW-OEE-3M	POW-OEE-5M	POW-OEE-7M

DETAILS:

Puma modules can be installed in:

Bodyn Back Wall panels.

For additional information and location options please speak to a member of our Sales team.

NOTE: Prices include fitting into furniture. If customer's own power modules are supplied fitting costs apply.

Contour Power

These on-desk power and data modules can be incorporated to selected booth or desking product ranges to aid breakout productivity.

Available in black or white.

Individually fused and tested to BS5733.

Made by CMD



Capsule Power

These on-desk power and data modules can be incorporated in selected booth or desking product ranges to aid breakout productivity.

Available in black or white.

Individually fused and tested to BS5733.

Made by CMD



1x Power Socket 1x Twin USB Type A+C Charging	2x Power Socket 1x Twin USB Type A+C Charging	2x Power Socket 1x Twin USB A+C Charging 1x HDMI (incl. 3m HDMI Patch Lead)
Black: POW-CON-1PU-B White: POW-CON-1PU-W	Black: POW-CON-2PU-B White: POW-CON-2PU-W	Black: POW-CON-2PUH-B White: POW-CON-2PUH-W

-Power sockets are 13A UK BS 1363, 3.15A Individually Fused.
-USB Charging points are 4A USB Type A
-HDMI is 1.4.

Each power module requires one of the following starter mains cables:
Other lengths available on request.

1m Cable with 13A UK plug	3m Cable with 13A UK plug	5m Cable with 13A UK plug	10m Cable with 13A UK plug
Black: POW-CMD-1M-B White: POW-CMD-1M-W	Black: POW-CMD-3M-B White: POW-CMD-3M-W	Black: POW-CMD-5M-B White: POW-CMD-5M-W	Black: POW-CMD-10M-B White: POW-CMD-10M-W



DETAILS:

Contour modules can be installed in the following **Booth, & Drop-in desk** ranges:

Artus Drop-in Desks, Artus Connect, Bodyn, Calvert Drop-in Desks & Reece Drop-in Desks,

For additional information and location options please speak to a member of our Sales team.

NOTE: Prices includes ensuring furniture pieces are ready for to take power module.
If customer's own power modules are supplied fitting costs apply.

2x Power Socket 1x Twin USB Type A+C Charging	2x Power Socket 1x Twin USB Type A+C Charging 1x HDMI	2x Power Socket 1x Twin USB Type A+C Charging 1x HDMI 1x Cat6 Data
Black: POW-CAP-2PU-B White: POW-CAP-2PU-W	Black: POW-CAP-2PUH-B White: POW-CAP-2PUH-W	Black: POW-CAP-2PUHD-B White: POW-CAP-2PUHD-W

-Power sockets are 13A UK BS 1363, 3.15A Individually Fused.
-USB Charging points are 4A USB Type A+C
-Data & HDMI sockets include 3m data lead.

Each power module requires one of the following starter mains cables:
Other lengths available on request.

1m Cable with 13A UK plug	3m Cable with 13A UK plug	5m Cable with 13A UK plug	10m Cable with 13A UK plug
Black: POW-CMD-1M-B White: POW-CMD-1M-W	Black: POW-CMD-3M-B White: POW-CMD-3M-W	Black: POW-CMD-5M-B White: POW-CMD-5M-W	Black: POW-CMD-10M-B White: POW-CMD-10M-W



DETAILS:

Capsule modules can be installed in the following **Booth, & Drop-in desk** ranges:

Artus Drop-in Desks, Artus Connect, Bodyn, Calvert Drop-in Desks & Reece Drop-in Desks,

For additional information and location options please speak to a member of our Sales team.

NOTE: Prices includes ensuring furniture pieces are ready for to take power module.
If customer's own power modules are supplied fitting costs apply.

Upholstery Finishes:



Fabrics play a crucial part in the overall look and feel of an upholstered piece of furniture, and with so many options to choose from making the right choice can sometimes be hard.

We have specially selected the ranges in **Collection 1** (p.109-112) to suit the following products:

Breathe	Otto	Camino
Darcy	Fuse 2	Hugg
Maru	Odyssey	Otto
Quinn	Reece	Romy
Fluted or Quilted Bodyn		Sedir
Quilted Tolv & Monsal		

For other products refer to **Collection 2** (p.113-116)

We want our products to look their absolute best, so any ranges not listed may not be advisable. If you are considering a fabric that is not listed please get in touch to check suitability before ordering.

NOTE: Camira EnviroFlam5 backing changes the fabric properties, making it ill-suited for many ranges. Check before ordering.

Whilst backed fabrics offer enhanced durability and specialized performance characteristics, the backing can reduce the material's flexibility, potentially affecting the accuracy and refinement of detailed sewing and upholstery work. Nevertheless, their use is often warranted in environments that demand greater robustness, where such trade-offs are acceptable to the customer.

Collection 1 – Fabric

GROUP	SUPPLIER	RANGE	FR	COMPOSITION	SUSTAINABILITY	FEATURES
2	Abbotsford	Clasic Melton	Crib 5	100% Melton Wool	Traceable materials	
	Agua	Hana	C&M	100% Polyester		
		Vina	C&M	100% Polyester		
	Camira	Mainline Plus	Crib 5	67% Wool, 33% Viscose	Natural fabric	
		Sumi	C&M	90% Wool, 10% PA	EU Ecolabel	
	Gabriel	Blend	C&M	100% Polyester	100% Recycled, EU Ecolabel	
		Connect	Crib 5	48% W, 43% P, 9% PA	41% Recycled, EU Ecolabel	
		Cyber	C&M	100% Polyester	100% Recycled, EU Ecolabel	
		Grain	C&M	100% Polyester	80% Recycled, EU Ecolabel	
		Medley	C&M	100% Polyester		
		Tempt	C&M	100% Polyester		
		Parcel Loop	C&M	100% Polyester	100% Recycled	
		SoftNext	C&M	100% Polyester	100% Recycled	
		Contour Melange	C&M	100% Polyester	100% Recycled	
		Amaze Loop	C&M	100% Polyester	100% Recycled	
	Inloom	Jeans	Crib 5	100% Trevira CS		
		Jet / Jet Bioactive*	Crib 5	100% Trevira CS	OEKO-TEX Standard 100	*Antimicrobial
		Roccia	Crib 5	100% Trevira CS	EU Ecolabel	
		Re-Spun	C&M	70% Recycled Wool, 20% PL, 5% PA, 5% PC	Made with Recycled clothing Global Recycled Standard	
	Panaz	Luxe Velvet	Crib 5	100% Polyester		
		Gallante	Crib 5	Polyester	PFAS Free, REACH Compliant	Stain Resistant

GROUP	SUPPLIER	RANGE	FR	COMPOSITION	SUSTAINABILITY	FEATURES
2	ILIV	Kinnock	Crib 5	FR Coated Polyester		Antibacterial, Stain Resistant, Waterproof
		Compass	Crib 5	FR Coated Polyester		Waterproof
		Abbott	Crib 5	FR Coated Polyester		Stain Resistant
		Zephyr	Crib 5	FR Coated Polyester		
	Kvadrat	Autumn	C&M	100% Polyester	100% Recycled	
		Guest	C&M	100% Polyester	100% Recycled	
		TelaMia	C&M	100% Polyester	100% Recycled	
	Skopos	Cuba	Crib 5	100% Polyester		Antibacterial, SR, Waterproof
		Kose	Crib 5	100% Polyester		
	Vescom £50 additional charge applies	Colour Connect	Crib 5	100% Polyester	100% Recycled	
Avon		Crib 5	100% Polyester	100% Recycled		

3	Agua	Oregon Hyde	Crib 5	100% Polyester		Antimicrobial, Stain Resistant, Waterproof
		Bouclé	Crib 5	100% Polyester		
		Eden	Crib 5	100% Polyester		
		VerdEco	Crib 5	100% Recycled Textiles	100% Recycled	
		Dales	Crib 5	90% Wool, 10% Polyester		
	Camira	Oruga	Crib 5	100% Treated Polyester		
		Mainline Flax	Crib 5	75% Wool, 25% Flax	Natural fabric, EU Ecolabel	
		Blazer	C&M	100% Virgin Wool	Natural Fabric	
		Synergy	C&M	95% Wool, 5% PA		
		Penta	C&M	90% Wool, 10% PA	EU Ecolabel	
Gabriel	Oceanic	C&M	100% Polyester	100% Recycled 50% SEAQUAL		
	Crisp	C&M	93% Wool, 12% PA	EU Ecolabel		
	Morph	Crib 5	85% Wool, 15% PA	EU Ecolabel		
ILIV	Adley	Crib 5	FR Coated Polyester		Stain Resistant	
	Casa	Crib 5	FR Coated Polyester			
	Tahoe	Crib 5	FR Coated Polyester			
	Harris	Crib 5	FR Coated Polyester		Antibacterial	
Inloom	Milano	Crib 5	100% Trevira CS			
	Sealife	C&M	100% Polyester	100% Recycled SEAQUAL		
	Nautilus	C&M	100% Polyester	100% Recycled SEAQUAL		
Kvadrat	Technicolour	C&M	100% British Wool	EU Ecolabel		
	Remix 3	C&M	90% Wool, 10% Nylon	EU Ecolabel		
	Field 2	Crib 5	100% Trevira CS	EU Ecolabel		
Malone	Berry	C&M	100% Olefin	Eco Score 100%	Dirt & Water Repellent	
	Mango	C&M	100% Olefin	Eco Score 100%		
	Cocoon	C&M	100% Harmolan PP	Eco Score 100%		
	Aura	C&M	58% PAN, 22% PL, 20% Harmolan PP	Eco Score 31%		
	Bisou	C&M	32% PES, 32% CV, 20% Harmolan PP, 16% LI	Eco Score 80%		
Panaz	Lismore	Crib 5	FR Polyester		Stain Resistant	
	Harvard	Crib 5	FR Polyester			
	Allure Velvet	Crib 5	FR Polyester			
	Coco	Crib 5	FR Polyester			

Collection 1 – Fabric

GROUP	SUPPLIER	RANGE	FR	COMPOSITION	SUSTAINABILITY	FEATURES
3	Skopos	Eider	Crib 5	100% Polyester	100% Post-consumer Recycled	
		Madurai	Crib 5	94% PE, 6% Acrylic		
		Bonita	Crib 5	100% Polyester		
		Esme	Crib 5	82% Polyester, 18% C		
	Vescom	Norfolk	Crib 5	100% Polyester	100% Recycled	
		Hestan	Crib 5	100% Polyester	>37% Recycled	
		Acton	Crib 5	100% Polyester	87% Recycled	

GROUP	SUPPLIER	RANGE	FR	COMPOSITION	SUSTAINABILITY	FEATURES
4	Textile Mania	Fact	C&M	100% Polyester		
		Dare	C&M	100% Polyester		
		Fiction	C&M	100% Polyester		
		Network	C&M	100% Polyester		
	Vescom £50 additional charge applies	Auckland	Crib 5	100% Polyester	76% Recycled	
		Moore	Crib 5	100% Polyester	100% Recycled	
		Rolla	Crib 5	100% Polyester	88% Recycled	
		Dikson	Crib 5	100% Polyester	>40% Recycled	
		Harding	Crib 5	100% Polyester	100% Recycled	
		Wilson	Crib 5	100% Polyester	100% Recycled	
	Fuga	Crib 5	100% Polyester	79% Recycled		

4	Agua	Cord	Crib 5	100% Polyester		Antimicrobial, Stain Resistant, Waterproof
		Finezza	Crib 5	100% Polyester		
	Camira	Monochrome Sett	Crib 5	75% Wool, 25% Flax	Natural fabric, EU Ecolabel	
		Mainline Twist	Crib 5	75% Wool, 25% Flax	Natural fabric, EU Ecolabel	
		Hemp	Crib 5	70% Wool, 30% Hemp	EU Ecolabel, Compostable	
		24/7 Flax	Crib 5	54% PA, 35% W, 11% Flax		
		Kyoto	Crib 5	90% Wool, 10% PA	EU Ecolabel	
		Silk	Crib 5	70% W, 19% Flax, 11% Silk	EU Ecolabel, Compostible	
	Gabriel	Breeze Fusion	C&M	88% Wool, 12% PA	EU Ecolabel	
		Capture	C&M	85% Wool, 15% PA		
		Europost 2	C&M	100% Wool		
		Fame	Crib 5	95% Wool, 5% PA		
		Focus	C&M	100% Wool		
		Downtown	C&M	100% Post-consumer recycled polyester		
		Uptown	C&M			
			Mood	C&M		92% Wool, 8% PA
		Passion	Crib 5	91% Wool, 9% PA		
	ILIV	Hampton	Crib 5	FR Polyester		
	Inloom	Corte	Crib 5	100% Trevira CS	EU Ecolabel	
		Spazio	C&M	100% Polyester	100% Recycled from bottles	
		Dream	C&M	100% Mass-dyed PET		
		Fiocco	Crib 5	100% Trevira CS	EU Ecolabel	
	Malone	Ciro	Crib 5	100% Harmolan PP	Eco Score 100%	
	Panaz	Shelby	Crib 5	FR Polyester		
		Elkie	Crib 5	Polyester/Acrylic Blend		
		Freya	Crib 5	Polyester/Viscose Blend		
	Skopos	Dove	Crib 5	100% FR Polyester		
	Sunbury	Kiko	Crib 5	49%P, 51%C		Aquaclean Technology
		Nexus	Crib 5	88%P, 8% V, 4%C		
		Sørsdal	Crib 5	100% Polyester	100% Repeve recycled	Anti-bacterial, Easy Clean
Carson		Crib 5	100% Polyester	100% Repeve recycled		
Svensson	Ally	C&M	85% Wool, 15% PA	EU Ecolabel		
	Easy	Crib 5	85% Wool, 15% PA	EU Ecolabel		
	Tone	Crib 5	100% Trevira CS	EU Ecolabel		
Villa Nova	Geneva	C&M	60% Cotton, 40% Linen	Natural fabric		

5	Abbotsford	Cable	Crib 5	100% Pure New Wool		
		Texture	Crib 5	85% W, 10% Mohair, 5% Nylon	Traceable materials	
	Camira	Craggan Flax	Crib 5	85% W 10% Flax, 5% PA		
		Track	Crib 5	100% Trevira CS		
		ReSKU 2.0	Crib 5	66% Recycled Wool, 21% Flax, 13% Recycled PA	79% Recycled	
		Regent	Crib 5	100% Polyester		
		Yoredale	C&M	95% Wool, 3% PE, 2% PA		
		Patternmaker	C&M	100% Virgin Wool		
	Gabriel	Savak	C&M	80% Wool, 20% PA	EU Ecolabel	
		Savoy	Crib 5	100% Trevira CS		
		TwillWool	C&M	90% NZ Wool, 10% PA		
		Umber	Crib 5	85% Wool, 15% PA		
		Umi	C&M	100% Wool		
		Nobel	Crib 5	100% New Zealand Wool		
	Inloom	Nabucco	C&M	100% Trevira CS		
	Kirkby Design	Crush III FR	C&M	93% PL, 7% Cotton		
		Sahara III FR	C&M	100% Cotton		
	Kvadrat	Naveli	C&M	100% British Wool	EU Ecolabel	
		Re-Wool 2	C&M	90% Wool, 10% Nylon	45% Recycled Wool	
	Panaz	Enchant Velvet	Crib 5	FR Polyester		
Silkie		Crib 5	FR Polyester	Recycled Content		
Sunbury	Leopold	Crib 5	100% Polyester	100% Repeve recycled	Antibacterial, Easy Clean	
Svensson	Cody	Crib 5	85% Wool, 11% PA	EU Ecolabel		
	Harper	Crib 5	100% Trevira CS	EU Ecolabel		
	Lane	C&M	100% Wool	EU Ecolabel		
	Semi	Crib 5	85% Wool, 15% PA	EU Ecolabel		
	Cheers RE	Crib 5	100% Trevira CS	100% Recycled Trevira		
	Jolly RE	Crib 5	100% Trevira CS	72% Recycled Trevira		
Skopos	Polar	C&M	85% Wool, 15% PA	EU Ecolabel		
	Gaia	Crib 5	73% RPP, 27% RPET	100% Recycled		

Collection 1 – Fabric

GROUP	SUPPLIER	RANGE	FR	COMPOSITION	SUSTAINABILITY	FEATURES
5	Vescom £50 additional charge applies	Coral	Crib 5	100% FR Polyester	100% Recycled	
		Foster	Crib 5	100% Polyester	97% Recycled	
		Lamu	Crib 5	75% Wool / 25% PE	75% Recycled Wool	
		Lani	C&M	80% Wool / 20% PA		
		Wolin	Crib 5	75% W, 20% PE, 5% PA	75% Recycled Wool	
		Ponza	Crib 5	100% FR Polyester		
6	Camira	Synergy Quilted ¹	C&M	95% Wool, 5% PA with PE & PU Backing		
		Revolution	C&M	91% Wool, 9% PA	26% Recycled wool, 5% Recycled Polyamide	
	Gabriel	Luna 2	Crib 5	90% Wool, 10% PA	EU Ecolabel	
	Kirkby Design	Smooth FR	Crib 5	100% Polyester		
	Kvadrat	Canvas 2	C&M	90% Wool, 10% Nylon	EU Ecolabel	
		Melange Nap	C&M	97% Wool, 3% Nylon	EU Ecolabel	
		Steelcut Trio 3	C&M	90% Wool, 10% Nylon	EU Ecolabel	
		Tonica 2	C&M	100% Wool	EU Ecolabel	
	Sunbury	Bella	Crib 5	50% Cotton, 50% PE		Stain Resistant
	Skopos	Ursa	Crib 5	75% Polyester, 25% Cotton		
	Svensson	Bonbon	C&M	85% Wool, 15% PA	EU Ecolabel	
		Mingel	Crib 5	100% Trevira CS	EU Ecolabel	
		Poppy	Crib 5	100% Trevira CS		
		Rami	Crib 5	80% W, 20% RAMI		
		Wow RE	Crib 5	100% Trevira CS	73% Recycled Trevira	
	Textile Mania	Stealth	C&M	85% Wool, 15% Nylon		
		Satelite	C&M	75% W, 16% N, 9% PE		
		Radiant	C&M	67% W, 19% N, 14% PE		
		Relativity	C&M	85% Wool, 15% Nylon		
		Epic	C&M	90% Wool, 10% Nylon		
		Orbit	C&M	81% Wool, 19% Nylon		
		Hotshot	C&M	78% Wool, 22% Nylon		
Abstract		C&M	85% Wool, 15% Nylon			
Dynamic		C&M	85% Wool, 15% Nylon			
Villa Nova	Broken Stones	Crib 5	92% Wool, 8% Nylon			
	Palermo	Crib 5*	100% Polyester			

1 – Camira Synergy Quilted is not suitable for all products and may require testing. Please check before ordering.

* Requires FR treatment. Specify when ordering. M.O.Q. 5m.

GROUP	SUPPLIER	RANGE	FR	COMPOSITION	SUSTAINABILITY	FEATURES
7	Gabriel	Comfort+	C&M	51% PE, 35% PES, 12% PU	35% Recycled PES	
	Kirkby Designs *Requires FR Treatment M.O.Q. 5m	Spiral FR	Crib 5	55% PL, 45% CO	100% Recycled	
		Olavi	Crib 5*	45% VI 36% CO 15% PC 4% LI		
		Fibre	Crib 5*	55% CO 23% PL 19% PC 3% PA		
		Spritz FR	C&M	37% LI, 26% WO, 25% Organic CO, 6% PL, 6% PC		
		Layer	Crib 5*	53% VI 17% LI 16% CO 9% PL 5% WO		
		Gobi	Crib 5*	48% VI 38% CO 8% PL 6% PC		
		Fleck Eco	Crib 5*	28% WO 20% PC 5% PL 47% TL	Recycled Yarns	
	Kvadrat	Divina 3	C&M	100% Wool	EU Ecolabel	
		Fiord 2	C&M	92% Wool, 8% Nylon	EU Ecolabel	
	Textile Mania	Dimension	Crib 5	85% Wool, 15% Nylon		
		Altitude	C&M	75 Wool, 25% Nylon		
	Vescom £50 additional charge applies	Ariana	Crib 5	100% Mohair, Cotton Base		

TWO-TONE UPHOLSTERY

Use the price of the highest band of fabrics selected. Small orders of certain fabrics may incur an additional charge. Speak to us for details.

PATTERN MATCHING

Pattern repeat matching may not always be possible, or may incur additional costs. Please check before ordering.

BACKED FABRICS

Whilst backed fabrics offer enhanced durability and specialized performance characteristics, the backing can reduce the material's flexibility, potentially affecting the accuracy and refinement of detailed sewing and upholstery work. Nevertheless, their use is often warranted in environments that demand greater robustness, where such trade-offs are acceptable to the customer.

Collection 1 – Vinyl & Faux Leather

GROUP	SUPPLIER	RANGE	FR	COMPOSITION	SUSTAINABILITY	FEATURES
3	Sunbury	Cordoba	Crib 5	80% PVC, 2% PU, 9% P, 9% C	Phthalate Free	Antibacterial, Easy Clean
	Spradling	Valencia	C&M	Vinyl / Urethane Topcoat		
		Valencia Biosense	C&M	Vinyl / Urethane Topcoat	+50% Bio-attributed Polymer / Urethane & 100% Recycled PET	
		Valencia B1	Crib 5	Vinyl / Urethane Topcoat		Permablock ³
		Valencia C5	Crib 5	Vinyl / Urethane Topcoat		
		Valencia C5 Heritage	Crib 5	Vinyl / Urethane Topcoat		Permablock ³
	Skopos	Hiako	Crib 5	83.6 PVC, 8.2% C, 8.2% PE	Red List Compliant	
		Kiri	Crib 5	82.18% PVC, 8.2% Cotton, 8.2% Polyester, 1.42% PU	Red List Compliant	
4	Agua	Alberta Hyde	Crib 5	2% Vinyl Acrylic, 74% PVC, 12% Polyester, 12% Cotton	Phthalate Free	Antimicrobial, Stain Resistant
	ILIV	Nova Stretch	Crib 5	80% PVC, 9% CO, 9% PE, 2% PU		Antimicrobial, Stain Resistant, Waterproof
	Panaz	Morgan Pro	Crib 5	PVC		Waterproof
	Sunbury	Torro	Crib 5	80% PVC, 2% PU, 9% P, 9% C	Phthalate Free	Antibacterial, Easy Clean
5	Sileather	Original	Crib 5	100% Silicone Surface, Polyester Backing	PU & PVC Free, Recyclable, Solvent Free, Ultra Low VOC	Stain Resistant
		Theory				
		Premier				
	Skai	Evida	Crib 5	50% Renewable raw material, 30% Natural raw materials, 20% Crude oil materials	80% Natural & Renewable materials	Easy Clean, Tear Resistant
Evida Fiber		Crib 5	60% Renewable raw material, 30% Natural raw materials, 10% Crude oil materials	90% Bio-based		
6	Kirkby	Laser Eco FR	Crib 5	50% PU, 30% PL, 20% CO		
	Ultrafabrics	Lino	Crib 5	65% Polyester, 35% Cotton		
		Montage	Crib 5	65% Polyester, 35% Cotton		
7	Camira	Layer	Crib 5	100% Silicone Substrate: 100% Polyester	Phthalate Free	Waterproof, Bleach Cleanable
	Skai	VyP Coffee	Crib 5	63% Vinyl/PU/Coffee Compound, 37% CO/PES	Reused Coffee Grounds Phthalate Free	Easy Clean, Tear Resistant
	Ultrafabrics	Ultraleather	Crib 5*	100% Polycarbonate PU Surface, 100% Rayon		
		Brisa	Crib 5*	100% Polycarbonate PU Surface, 65% Polyester, 35% Rayon		Breathable

* Requires FR treatment. Specify when ordering. M.O.Q. 5m

Leather Collection

LEATHER	SUPPLIER	RANGE	FR	FINISH	ORIGIN
1	Crest	Shelly	Crib 5	Pigmented	European
		Vele	Crib 5	Pigmented	
		Old English	C&M	Aniline	
		Milton	C&M	Semi-Aniline	
		Selvaggio	C&M	Aniline	
	Yarwood	Style	Crib 5	Pigmented	UK
		Origin	Crib 5	Fixed Distressed	
		Lomond	Crib 5	Pigmented	
2	Crest	Blake	C&M	Aniline	European
	Yarwood	Capri	Crib 5	Two-Tone	UK
		Chelsea	Crib 5	Two-Tone	
		Tribe	Crib 5	Full Grain	
		Utah	Crib 5	Full Grain	
		Heritage	Crib 5	Semi-Aniline	
		Mustang	Crib 5	Cracked Effect	
Odyssey	Crib 5	Two-Tone			
3	Muirhead	Grampian	Crib 5	Luxury Matt	Scotland
		Caledonian	Crib 5	Luxury Matt	

*LEATHER DISCOUNT NOTES

Stock Leather is **Crest** Shelly in Black.

Due to minimum hide sizes revised rates may apply on small quantities (1-4 units) of certain products, as detailed on individual product pages.

Please refer to **sixteen3** for a confirmation of discount.

Upholstery in Leather may result in stitching and other detail changes.

Please be aware leather is a natural material and may show signs of scars, veins and stretch marks. Leather will also crease, stretch and puddle with use.

TWO-TONE UPHOLSTERY

Use the price of the highest band of fabrics selected. Small orders of certain fabrics may incur an additional charge. Speak to us for details.



Fabrics play a crucial part in the overall look and feel of an upholstered piece of furniture, and with so many options to choose from making the right choice can sometimes be hard.

We have specially selected the ranges in **Collection 2** (p.113-116) to suit the following products:

Ada **Artus** incl. Connect & Nest **Eden**
Link **Piper** incl. Piper at Work **Pop**

Scatter Cushions

Bodyn – Plain Upholstery

Monsal – Plain Upholstery

Tolv – Plain Upholstery

For other products & quilted finishes refer to **Collection 1** (p.109-112)

We want our products to look their absolute best, so any ranges not listed may not be advisable. If you are considering a fabric that is not listed please get in touch to check suitability before ordering.

For Leathers see p.112

Collection 2 – Fabric

GROUP	SUPPLIER	RANGE	FR	COMPOSITION	SUSTAINABILITY	FEATURES
1	Abbotsford	Classic Plain	Crib 5	100% Polyester		
		Herringbone	Crib 5	100% Polyester		
	Agua	Lavoro	C&M	100% Polyester		
	Camira	Era	C&M	100% Polyester		
		Upland	C&M	100% Polypropylene		
	Gabriel	Chilli	Crib 5	100% Polyester	100% Recycled	
		Cura	C&M	100% Polyester	98% Recycled	
		Mica	C&M	100% Polyester	97% Recycled	
		Noma	Crib 5	100% Polyester	100% Recycled	
		Tonal	C&M	100% Polyester	99% Recycled	
	Inloom	Alba	Crib 5	100% Polyester		
		Radio	Crib 5	100% Polyester		
		Time	Crib 5	100% Polyester	50% Recycled	
	Panaz	Marna	Crib 5	Polyester		Antimicrobial, Stain Resistant, Waterproof
Noble Velvet		Crib 5	Polyester		Water Resistant	

BACKED FABRICS

Whilst backed fabrics offer enhanced durability and specialized performance characteristics, the backing can reduce the material's flexibility, potentially affecting the accuracy and refinement of detailed sewing and upholstery work. Nevertheless, their use is often warranted in environments that demand greater robustness, where such trade-offs are acceptable to the customer.

GROUP	SUPPLIER	RANGE	FR	COMPOSITION	SUSTAINABILITY	FEATURES
2	Abbotsford	Classic Melton	Crib 5	100% Melton Wool	Traceable materials	
	Agua	Buro	C&M	100% Polyester		
		Lavoro FR	Crib 5	100% Polyester		
		Hana	C&M	100% Polyester		
		Vina	C&M	100% Polyester		
		Segunda	Crib 5	100% Treated Polyester		
	Camira	Advantage	C&M	60% PP, 30% W, 10% V		
		X2	Crib 5	100% Polyester	100% post-consumer recycled	
		Quest	C&M	100% Polyester	75% SEAQUEL Yarn, EU Ecolabel	
		RePlay	Crib 5	100% Polyester	100% Recycled, EU Ecolabel	
		Mainline Plus	Crib 5	67% Wool, 33% Viscose	Natural fabric	
		Sumi	C&M	90% Wool, 10% PA	EU Ecolabel	
	Gabriel	Blend	C&M	100% Polyester	100% Recycled, EU Ecolabel	
		Connect	Crib 5	48% W, 43% P, 9% PA	41% Recycled, EU Ecolabel	
		Cyber	C&M	100% Polyester	100% Recycled, EU Ecolabel	
		Cura Loop	C&M	100% Polyester	100% Recycled, EU Ecolabel	
		Grain	C&M	100% Polyester	80% Recycled, EU Ecolabel	
		Medley	C&M	100% Polyester		
		Tempt	C&M	100% Polyester		
		Parcel Loop	C&M	100% Polyester	100% Recycled	
		SoftNext	C&M	100% Polyester	100% Recycled	
		Contour Melange	C&M	100% Polyester	100% Recycled	
		Amaze Loop	C&M	100% Polyester	100% Recycled	
	ILIV	Kilnoch	Crib 5	FR Coated Polyester		Antibacterial, Stain Resistant, Waterproof
		Compass	Crib 5	FR Coated Polyester		
		Abbott	Crib 5	FR Coated Polyester		Stain Resistant
		Zephyr	Crib 5	FR Coated Polyester		
Inloom	Jeans	Crib 5	100% Trevira CS			
	Jet	Crib 5	100% Trevira CS	EU Ecolabel		
	Jet & Jet Bioactive	Crib 5	100% Trevira CS		Antimicrobial	
	Roccia	Crib 5	100% Trevira CS	EU Ecolabel		
Kvadrat	Re-Spun	C&M	70% Recycled Wool, 20% PL, 5% PA, 5% PC	Made with Recycled clothing Global Recycled Standard		
	Autumn	C&M	100% Polyester	100% Recycled		
	Guest	C&M	100% Polyester	100% Recycled		
Panaz	TelaMia	C&M	100% Polyester	100% Recycled		
	Alba	Crib 5	Polyester		Waterproof	
	Montagu	Crib 5	Acrylic & Polyester			
	Luxe Velvet	Crib 5	Polyester			
Skopos	Altair	Crib 5	Trevira CS			
	Gallante	Crib 5	Polyester	PFAS Free, REACH Compliant	Stain Resistant	
	Cuba	Crib 5	100% Polyester		Antibacterial, SR, Waterproof	
	Kose	Crib 5	100% Polyester			
	Vescom <small>£50 additional charge applies</small>	Colour Connect	Crib 5	100% Polyester	100% Recycled	
Avon		Crib 5	100% Polyester	100% Recycled		

Collection 2 – Fabric

GROUP	SUPPLIER	RANGE	FR	COMPOSITION	SUSTAINABILITY	FEATURES
3	Agua	Oregon Hyde	Crib 5	100% Polyester		Antimicrobial, Stain Resistant, Waterproof
		Primeira	Crib 5	100% Polyester		
		Nova	Crib 5	100% Polyester		
		Sark	Crib 5	88% PE, 12% Nylon		
		Tones	Crib 5	100% Polyester		
		Bouclé	Crib 5	100% Polyester		
		Eden	Crib 5	100% Polyester		
		Zephyr	Crib 5	100% Polyester		+UV Resistant
		VerDEco	Crib 5	100% Recycled Textiles	100% Recycled, No Water Used	
		Dales	Crib 5	90% Wool, 10% Polyester		
	Oruga	Crib 5	100% Treated Polyester			
	Camira	Mainline Flax	Crib 5	75% Wool, 25% Flax	Natural fabric, EU Ecolabel	
		Blazer	C&M	100% Virgin Wool	Natural Fabric	
		Synergy	C&M	95% Wool, 5% PA		
		Oceanic	C&M	100% Polyester	100% Recycled, 50% SEAQUAL	
		Penta	C&M	90% Wool, 10% PA	EU Ecolabel	
	Gabriel	Crisp	C&M	93% Wool, 12% PA	EU Ecolabel	
		Europost 2	C&M	100% Wool		
		Morph	Crib 5	85% Wool, 15% PA		
	ILIV	Adley	Crib 5	FR Coated Polyester		Stain Resistant
		Casa	Crib 5	FR Coated Polyester		
		Harris	Crib 5	FR Coated Polyester		Antibacterial
	Inloom	Milano	Crib 5	100% Trevira CS		
		Sealife	C&M	100% Polyester	100% Recycled SEAQUAL	
		Nautilus	C&M	100% Polyester	100% Recycled SEAQUAL	
	Kvadrat	Technicolour	C&M	100% British Wool	EU Ecolabel	
		Remix 3	C&M	90% Wool, 10% Nylon	EU Ecolabel	
		Field 2	Crib 5	100% Trevira CS	EU Ecolabel	
		Relate	C&M	100% British Wool	EU Ecolabel	
	Malone	Berry	C&M	100% Olefin	Eco Score 100%	Dirt & Water Repellent
		Mango	C&M	100% Olefin	Eco Score 100%	
		Cocoon	C&M	100% Harmolan PP	Eco Score 100%	
		Aura	C&M	58% PAN, 22% PL, 20% Harmolan PP	Eco Score 31%	
Bisou		C&M	32% PES, 32% CV, 20% Harmolan PP, 16% LI	Eco Score 80%		
Panaz	Allure Velvet	Crib 5	FR Polyester		Stain Resistant	
	Coco	Crib 5	FR Polyester			
	Lismore	Crib 5	FR Polyester			
	Harvard	Crib 5	FR Polyester			
	Kilda	Crib 5	100% Polyester			
Sunbury	Zonda	Crib 5	100% Repreve Polyester	100% Recycled		
Vescom £50 additional charge applies	Norfolk	Crib 5	100% Polyester	100% Recycled		
	Hestan	Crib 5	100% Polyester	>37% Recycled		
	Acton	Crib 5	100% Polyester	87% Recycled		

GROUP	SUPPLIER	RANGE	FR	COMPOSITION	SUSTAINABILITY	FEATURES	
3	Skopos	Eider	Crib 5	100% Polyester	100% Post-consumer Recycled		
		Madurai	Crib 5	94% PE, 6% Acrylic			
		Bonita	Crib 5	100% Polyester			
		Esme	Crib 5	82% PET, 18% CO			
4	Agua	Cord	Crib 5	100% Polyester		Antimicrobial, Stain Resistant, Waterproof	
		Finezza	Crib 5	100% Polyester			
	Camira	Mainline Twist	Crib 5	75% Wool, 25% Flax	Natural fabric, EU Ecolabel		
		Monochrome Sett	Crib 5	75% Wool, 25% Flax	Natural fabric, EU Ecolabel		
		Hemp	Crib 5	70% Wool, 30% Hemp	EU Ecolabel, Compostable		
		24/7 Flax	Crib 5	54% PA, 35% W, 11% Flax			
		Regent	Crib 5	100% Polyester			
		Silk	Crib 5	70% W, 19% Flax, 11% Silk	EU Ecolabel, Compostible		
		Kyoto	Crib 5	90% Wool, 10% PA	EU Ecolabel		
		Halcyon	Crib 5	100% Polyester		Antimicrobial, Stain Repellent, Waterproof	
		Gabriel	Breeze Fusion	C&M	88% Wool, 12% PA	EU Ecolabel	
			Capture	C&M	85% Wool, 15% PA		
	Europost 2		C&M	100% Wool			
	Fame		Crib 5	95% Wool, 5% PA			
	Focus		C&M	100% Wool			
	Downtown		C&M	100% Post-consumer recycled polyester			
	Uptown		C&M				
	Mood		C&M	92% Wool, 8% PA			
	Passion		Crib 5	91% Wool, 9% PA			
	ILIV		Hampton	Crib 5	FR Polyester		
	Inloom	Corte	Crib 5	100% Trevira CS	EU Ecolabel		
		Spazio	C&M	100% Polyester	100% Recycled from bottles		
		Dream	C&M	100% Mass-dyed PET			
		Fiocco	Crib 5	100% Trevira CS	EU Ecolabel		
	Kvadrat	Sport	C&M	100% Polyester	100% Recycled, EU Ecolabel		
	Malone	Ciro	Crib 5	100% Harmolan PP	Eco Score 100%		
	Panaz	Shelby	Crib 5	FR Polyester			
		Elkie	Crib 5	Polyester/Acrylic Blend			
		Freya	Crib 5	Polyester/Viscose Blend			
	Sunbury	Kiko	Crib 5	49%P, 51%C		Aquaclean Technology	
		Nexus	Crib 5	88%P, 8% V, 4%C			
		Sørsdal	Crib 5	100% Polyester	100% Repreve recycled	Anti-bacterial, Easy Clean	
		Carson	Crib 5	100% Polyester	100% Repreve recycled		
Textile Mania	Fact	C&M	100% Polyester				
	Dare	C&M	100% Polyester				
	Fiction	C&M	100% Polyester				
	Network	C&M	100% Polyester				
Skopos	Dove	Crib 5	100% FR Polyester				
Svensson	Ally	C&M	85% Wool, 15% PA	EU Ecolabel			
	Easy	Crib 5	85% Wool, 15% PA	EU Ecolabel			
	Tone	Crib 5	100% Trevira CS	EU Ecolabel			

Collection 2 – Fabric

GROUP	SUPPLIER	RANGE	FR	COMPOSITION	SUSTAINABILITY	FEATURES
4	Villa Nova	Geneva	C&M	60% Cotton, 40% Linen	Natural fabric	
	Vescom £50 additional charge applies	Auckland	Crib 5	100% Polyester	76% Recycled	
		Moore	Crib 5	100% Polyester	100% Recycled	
		Rolla	Crib 5	100% Polyester	88% Recycled	
		Dikson	Crib 5	100% Polyester	>40% Recycled	
		Harding	Crib 5	100% Polyester	100% Recycled	
		Wilson	Crib 5	100% Polyester	100% Recycled	
		Fuga	Crib 5	100% Polyester	79% Recycled	

5	Abbotsford	Cable	Crib 5	100% Pure New Wool		
		Texture	Crib 5	85% W, 10% Mohair, 5% Nylon	Traceable materials	
	Camira	Craggan Flax	Crib 5	85% W 10% Flax, 5% PA		
		Track	Crib 5	100% Trevira CS		
		ReSKU 2.0	Crib 5	66% Recycled Wool, 21% Flax, 13% Recycled PA	79% Recycled	
		Regent	Crib 5	100% Polyester		
		Yoredale	C&M	95% Wool, 3% PE, 2% PA		
		Patternmaker	C&M	100% Virgin Wool		
		Gabriel	Savak	C&M	80% Wool, 20% PA	EU Ecolabel
	Savoy		Crib 5	100% Trevira CS		
	TwillWool		C&M	90% NZ Wool, 10% PA		
	Umber		Crib 5	85% Wool, 15% PA		
	Umi		C&M	100% Wool		
	Nobel		Crib 5	100% New Zealand Wool		
	Inloom	Nabucco	C&M	100% Trevira CS		
	Kvadrat	Atlas	C&M	90% Wool, 10% Nylon	EU Ecolabel	
		Re-Wool 2	C&M	90% Wool, 10% Nylon	45% Recycled Wool	
		Naveli	C&M	100% British Wool	EU Ecolabel	
	Kirkby Design	Crush III FR	C&M	93% PL, 7% Cotton		
		Sahara II FR	C&M	100% Cotton		
	Panaz	Enchant Velvet	Crib 5	FR Polyester		
		Silkie	Crib 5	FR Polyester	Recycled Content	
	Sunbury	Leopold	Crib 5	100% Polyester	100% Recycled	Easy Clean
	Svensson	Cody	Crib 5	85% Wool, 15% PA	EU Ecolabel	
		Harper	Crib 5	100% Trevira CS	EU Ecolabel	
		Lane	C&M	100% Wool	EU Ecolabel	
		Semi	Crib 5	85% Wool, 15% PA	EU Ecolabel	
Khaki		Crib 5	100% Trevira CS	EU Ecolabel		
Cheers RE		Crib 5	100% Trevira CS	100% Recycled Trevira		
Jolly RE		Crib 5	100% Trevira CS	72% Recycled Trevira		
Polar		C&M	85% Wool, 15% PA	EU Ecolabel		
Skopos	Gaia	Crib 5	73% RPP, 27% RPET	100% Recycled		
Vescom £50 additional charge applies	Coral	Crib 5	100% FR Polyester	100% Recycled		
	Foster	Crib 5	100% Polyester	97% Recycled		
	Lamu	Crib 5	75% Wool / 25% PE	75% Recycled Wool		
	Lani	C&M	80% Wool / 20% PA			
	Wolin	Crib 5	75% W, 20% PE, 5% PA	75% Recycled Wool		
	Ponza	Crib 5	100% FR Polyester			

GROUP	SUPPLIER	RANGE	FR	COMPOSITION	SUSTAINABILITY	FEATURES
6	Camira	Synergy Quilted ¹	C&M	95% Wool, 5% PA with PE & PU Backing		
		Revolution	C&M	91% Wool, 9% PA	31% Recycled	
	Gabriel	Luna 2	Crib 5	90% Wool, 10% PA	EU Ecolabel	
	Kvadrat	Canvas 2	C&M	90% Wool, 10% Nylon	EU Ecolabel	
		Melange Nap	C&M	97% Wool, 3% Nylon		
		Steelcut Trio 3	C&M	90% Wool, 10% Nylon		
		Tonica 2	C&M	100% Wool		
	Kirkby Design	Smooth FR	Crib 5	100% Polyester		
	Sunbury	Bella	Crib 5	50% Cotton, 50% PE		Stain Resistent
	Skopos	Ursa	Crib 5	75% Polyester, 25% Cotton		
	Svensson	Bonbon	C&M	85% Wool, 15% PA	EU Ecolabel	
		Mingel	Crib 5	100% Trevira CS	EU Ecolabel	
		Poppy	Crib 5	100% Trevira CS	EU Ecolabel	
		Rami	Crib 5	80% W, 20% RAMI		
		Wow RE	Crib 5	100% Trevira CS	73% Recycled Trevira	
		Textile Mania	Stealth	C&M	85% Wool, 15% Nylon	
	Satelite		C&M	75% W, 16% N, 9% PE		
	Radiant		C&M	67% W, 19% N, 14% PE		
	Relativity		C&M	85% Wool, 15% Nylon		
	Epic		C&M	90% Wool, 10% Nylon		
	Orbit		C&M	81% Wool, 19% Nylon		
	Hotshot		C&M	78% Wool, 22% Nylon		
	Abstract		C&M	85% Wool, 15% Nylon		
	Dynamic		C&M	85% Wool, 15% Nylon		
	Broken Stones		Crib 5	92% Wool, 8% Nylon		
	Villa Nova	Palermo	Crib 5*	100% Polyester		

7	Gabriel	Comfort+	C&M	51% PE, 35% PES, 12% PU	35% Recycled PES	
	Kirkby Designs *Requires FR Treatment M.O.Q.. 5m	Spiral FR	Crib 5	55% PL, 45% CO	100% Recycled	
		Olavi	Crib 5*	45% VI 36% CO 15% PC 4% LI		
		Fibre	Crib 5*	55% CO 23% PL 19% PC 3% PA		
		Layer	Crib 5*	53% VI 17% LI 16% CO 9% PL 5% WO		
		Spritz FR	C&M	37% LI, 26% WO, 25% Organic CO, 6% PL, 6% PC		
		Gobi	Crib 5*	48% VI 38% CO 8% PL 6% PC		
		Fleck Eco	Crib 5*	28% WO 20% PC 5% PL 47% TL	Recycled Yarns	
		Kvadrat	Divina 3	C&M	100% Wool	EU Ecolabel
	Fiord 2		C&M	92% Wool, 8% Nylon	EU Ecolabel	
	Textile Mania	Dimension	Crib 5	85% Wool, 15% Nylon		
		Altitude	C&M	75 Wool, 25% Nylon		
	Vescom £50 additional charge applies	Ariana	Crib 5	100% Mohair, Cotton Base		

1 – Camira Synergy Quilted is not suitable for all products and may require testing. Please check before ordering.

PATTERN MATCHING

Pattern repeat matching may not always be possible, or may incur additional costs. Please check before ordering.

Collection 2 – Vinyl & Faux Leather

GROUP	SUPPLIER	RANGE	FR	COMPOSITION	SUSTAINABILITY	FEATURES
2	Agua	Stol	Crib 5	2% Vinyl Acrylic, 71% PVC, 9% C, 18% P	Phthalate Free	Antimicrobial, Stain Resistant
		Paint Pot				
	Camira	Vita	Crib 5	98% PVC, 2% PU, Substrate: 100% Cotton		Antimicrobial, Stain Repellent, Waterproof
	ILIV	Rio	Crib 5	79% PVC, 18% Cotton, 3% PU		Antimicrobial, Stain Repellent, Waterproof
	Panaz	Zest	Crib 5	PVC		Acryltron, Antimicrobial, Stain Resistant
	Yarwood	Dollaro	Crib 5	84% PVC, 16% Cotton		Antibacterial, Antifungal
	3	Agua	Aries UV	Crib 5	65% PVC, 35% Cotton	Phthalate Free
Lunar			Crib 5	2% Vinyl Acrylic, 74% PVC, 16% Polyester, 8% Cotton	Antimicrobial, Stain Resistant	
Parody			Crib 5	PVC & Cotton	Antimicrobial, Stain Resistant	
Parody Linen			Crib 5			
ILIV		Burghley	Crib 5	1.45% PU 70.85% PVC 15.2% Polyester 12.5% Cotton		Antibacterial, Stain Resistant, Waterproof
		Saddle	Crib 5	99% PVC 1% PU Acrylic, Cotton Backing		
Panaz		Aston	Crib 5	PVC		Acryltron, Antimicrobial, Stain Resistant, Waterproof
		Brookland	Crib 5			
		Soft Touch Pro	Crib 5			
		Haven	Crib 5			
		Vintage	Crib 5			
Nature		Crib 5	PU & PVC	Plant Based content		
Sunbury		Cordoba	Crib 5	80% PVC, 2% PU, 9% P, 9% C	Phthalate Free	Antibacterial, Easy Clean
Spradling		Valencia	C&M	Vinyl / Urethane Topcoat		
		Valencia Biosense	C&M	Vinyl / Urethane Topcoat	+50% Bio-attributed Polymer / Urethane & 100% Recycled PET	
		Valencia B1	Crib 5	Vinyl / Urethane Topcoat		Permablock ³
		Valencia C5	Crib 5	Vinyl / Urethane Topcoat		
Skopos	Hiako	Crib 5	83.6 PVC, 8.2% C, 8.2% PE	Red List Compliant		
	Kiri	Crib 5	82.18% PVC, 8.2% Cotton, 8.2% Polyester, 1.42% PU	Red List Compliant		
Yarwood	Churchill	Crib 5	PVC		Antibacterial, Antifungal	

GROUP	SUPPLIER	RANGE	FR	COMPOSITION	SUSTAINABILITY	FEATURES
4	Agua	Alberta Hyde	Crib 5	2% Vinyl Acrylic, 74% PVC, 12% Polyester, 12% Cotton	Phthalate Free	Antimicrobial, Stain Resistant
		Furnisoft	Crib 5	48% PU, 26% Cotton, 26% Polyester		
	ILIV	Nova Stretch	Crib 5	80% PVC, 9% CO, 9% PE, 2% PU		Antimicrobial, Stain Repellent, Waterproof
	Panaz	Morgan Pro	Crib 5	PVC		Antimicrobial, Stain Resistant
		Stingray	Crib 5	PVC		
	Skai	Sotega	Crib 5	73% PVC, 25% CO, 2% PU		Easy Clean, Tearproof
	Vescom	Furka Plus	Crib 5	Vinyl on Cotton/Polyester Backing		
	Yarwood	Element	Crib 5	78% PVC, 2% PU, 20% Poly Viscose		Antibacterial & Antifungal, Stain Repellent, Easy Clean
Vintage						
Sunbury	Torro	Crib 5	80% PVC, 2% PU, 9% P, 9% C	Phthalate Free	Antibacterial, Easy Clean	

5	Agua	Mystique	Crib 5	1% Polyurethane, 64% PVC, 24% Polyester, 11% Cotton	Phthalate Free	Antimicrobial, Stain Resistant
		The 7 Collection	Crib 7	2% Vinyl Acrylic, 80% PVC, 18% polyester		
	Sileather	Original	Crib 5	100% Silicone Surface, Polyester Backing	PU & PVC Free, Recyclable, Solvent Free, Ultra Low VOC	Stain Resistant
		Theory				
		Premier				
	Skai	Evida	Crib 5	50% Renewable raw material, 30% Natural raw materials, 20% Crude oil materials	80% Natural & Renewable materials	Easy Clean, Tear Resistant
Evida Fiber		Crib 5	60% Renewable raw material, 30% Natural raw materials, 10% Crude oil materials	90% Bio-based		
Vescom	Malta	Crib 5	Vinyl on Cotton/Polyester Backing			

6	Kirkby	Laser	Crib 5*	80% Biovyn, 9% PVC, 9% PL, 2% PU	Biovyn Bio-attributed PVC	
	Ultrafabrics	Lino	Crib 5	65% Polyester, 35% Cotton		
		Montage	Crib 5	65% Polyester, 35% Cotton		Breathable

7	Camira	Layer	Crib 5	100% Silicone Substrate: 100% Polyester	Phthalate Free	Waterproof, Bleach Cleanable
	Skai	VyP Coffee	Crib 5	63% Vinyl//PU/Coffee Compound, 37% CO/PES	Reused Coffee Grounds Phthalate Free	Easy Clean, Tear Resistant
	Ultrafabrics	Ultraleather	Crib 5*	100% Polycarbonate PU Surface, 100% Rayon		
		Brisa	Crib 5*	100% Polycarbonate PU Surface, 65% Polyester, 35% Rayon		Breathable

*Requires FR treatment. Specify when ordering

TWO-TONE UPHOLSTERY

Use the price of the highest band of fabrics selected. Small orders of certain fabrics may incur an additional charge. Speak to us for details.

Zip Colours:

In addition to the standard Black option, **Hugg, Darcy, Odyssey, Alexander & Breathe** can be specified with a zip in any of the below colours.

+£59 upcharge applies.



Metal & Wood Finishes:

METAL COLOURS:



WOOD COLOURS:



Custom RAL colour.
Refer to individual products for upcharges.

Linking Mechanisms:

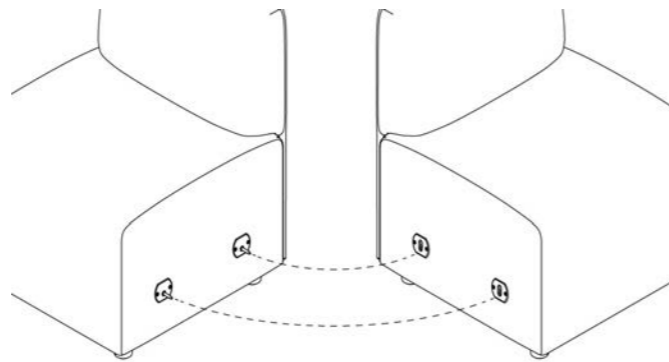


FACE PLATE PIN CONNECTORS:



Fixing plates are permanently fixed to the sides of the seating. One side has a pin and the other has a slot. The faces are pushed together and lock in place, creating a secure connection.

To separate, lift one unit to disengage.



PROS:
Provides a more secure & consistent connection than Crocodile Clips.

CONS:
Face plates are visible when units are separated.

CROCODILE CLIP CONNECTORS:



Fixing mechanisms are screwed to the underside of the seating. One side has a spring-loaded ratchet and the other has a peg. The units are pushed together and lock in place.

To separate, lift one unit to disengage.

PROS:
Crocodile clips can be folded under the unit to hide them away when not in use. Ideal for when seating modules are likely to be rearranged or used individually.

CONS:
Less consistent connection, especially on seating with higher backrests. Tops of backrests may not align as well.

Notes:

General

All Prices in £ Sterling and do not include VAT.
All sales of the company's products are governed by our standard conditions of sale.

Order Acknowledgements

All orders will be acknowledged. The order acknowledgement constitutes the contract to supply. Please check all order acknowledgements and contact the **sixteen3** Sales Team within 24 hours if there are any discrepancies.

Technical Specifications

All dimensions are in millimetres and are nominal.
All images are used for illustration purposes only.

Colour Variations

Whilst every effort is made to ensure parity of colour, the company cannot guarantee an exact match on any wood, or guarantee against commercial variances in laminates or fabrics, especially on repeat orders.

Care

To keep your furniture looking it's best we recommend that it is regularly cleaned and cared for. Refer to individual product information sheets for specifics regarding care of products and finishes.

Warranty

All **sixteen3** seating workmanship is covered for a period of 5 years, fair wear & tear. Please refer to Fabric Manufacturer selected for their warranty pertaining to the fabric used.

Lead Times

Our standard lead times are 4-8 weeks but are subject to change. For some products the lead time may be affected by fabric/finish selections. Bespoke/custom product may be on an extended lead time. If a sooner delivery is required please contact the **sixteen3** office on 01925 850500.

Continuous Improvement

The company reserves the right to make without notice, any changes in material specifications or design of the goods which do not affect the operational requirements of the goods and such changes shall not affect the validity of the contract.

Discounts

To avoid having multiple discount levels on your account, there is a £50 net charge for all orders of less than £1000, to offset the cost of order administration.

Delivery

Standard delivery is to a nominated warehouse. For orders with a value of £5000 tailgate deliveries direct to site can be made at no additional charge (Standard delivery exclusions apply.) For direct to site deliveries where the order is below £5000 a fee of £150 net will be applied. All deliveries will be made within our scheduled tailgate program.

Delivery excludes Central London, the Scottish Highlands, Islands & Northern Ireland and the following postcodes: TR, PL, EX, TQ, TA, DT, BH. For delivery to these regions P.O.A.

An additional charge may be made if you require delivery outside of normal working hours, direct to site or time/day specific delivery.

Please note all our orders are tail-drop only or delivered by pallet/courier at our discretion, unless agreed in advance. Please ensure suitable resource for off-loading is available. Aborted deliveries will result in re-delivery charges.

Installation

sixteen3 do not have an in-house installation or fitting team. If installation is required a 3rd party contractor will be used. Price on application.



Certificate Number
14506
ISO 9001
ISO 14001

Company Reg. 6894674
VAT No. 973 540 895

[in linkedin.com/company/sixteen3](https://www.linkedin.com/company/sixteen3)

[@ instagram.com/sixteen3_ltd](https://www.instagram.com/sixteen3_ltd)

[p pinterest.co.uk/sixteen3_ltd](https://www.pinterest.co.uk/sixteen3_ltd)



We design and make furniture in the North of England that brings comfort, clarity and connection to people and the places they're part of. Nothing superfluous. Nothing missing.

+44 1925 850500
info@sixteen3.co.uk
@sixteen3_ltd

HQ:
Unit 2, Westway21
Chesford Grange,
Woolston, Warrington
WA1 4SZ

London:
25 Bastwick St
Clerkenwell
London
EC1V 3PS

Manchester:
Material Source Studio
1 Federation St
NOMA
Manchester
M4 4BF

Glasgow:
Material Source Studio
180 West George Street
Glasgow, G2 2NR

sixteen3.co.uk