

Connect Modular Sofa

“Connect is a modular seating system based on finding perfect proportional connections between the different components of the sofa. The design shows precise attention to detail and has architectural principles derived from modernism. The sleek, long lines give the sofa a modern yet timeless expression. Connect the modules to create a sofa of your choice.”

— Anderssen & Voll



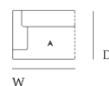
Designed by	Anderssen & Voll
About the Designer	Anderssen & Voll are two-thirds of the former Norway Says and among the most prominent and successful Norwegian designers. They have formerly been named both Norwegian and Scandinavian Designers of the Year in Norway and have received international awards and recognition for their work with furniture, lighting, and home accessories.
Environment	Indoor
Country of Production	Slovakia
Preassembled	Yes - but assembling of configuration is needed.
Description	The Connect Modular Sofa brings a modern perspective to the typology, allowing for its user to customize the sofa for their exact spatial and aesthetic needs with 14 different modules. Designed with long, elegant lines, the Connect Modular Sofa's details of its small feet underneath for a hovering, light sentiment and pointy corners allows for the design to bring character to any space, all while complementing and enhancing its surroundings. Use the Connect Modular Sofa for a modern comfort in any workplace, lounge area or hospitality setting.
Material	Seat and back frame are made from FSC™-certified (FSC-C028824) wood. The back frame is covered with cold foam filling and cotton wadding. The seat is made with zig-zag springs, felt, cold foam, and cotton wadding. Each module is upholstered in high-quality textiles or imitation leather and is kept together with connecting metal brackets. Please note: The North American stock variants are not FSC™-certified.
Cleaning & Care	For textile upholstered versions: In case of stains, we generally recommend removing non-greasy stains by carefully dabbing them with a lint-free cloth or sponge wrung out in clean, warm water. Clean by dabbing with soapy water made with a bit of dish soap if necessary. Finally, dab the surface with clean water. We advise visiting Kvadrat.dk, Nevotex.dk, Maharam.com, or Gabriel.dk for further cleaning and maintenance instructions for your chosen textile, as the cleaning methods may vary from one textile to another. Imitation Leather: Clean with lukewarm PH-neutral, soapy water and a soft cloth or soft brush. Do not use solvents or chemical cleaners, but cleaning can be done with alcohol-based cleaners. Finally, wipe with a damp cloth afterward.
Directional Modules	Right and left refers to the side when facing the product from the front.

Connect Modular Sofa

Dimensions

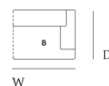
Left Armrest (A)

Height:	74 cm / 29.13"
Width:	118,5 cm / 46.65"
Depth:	98 cm / 38.58"
Seat Height:	42 cm / 16.54"
Seat Depth:	64 cm / 25.2"
Armrest Height:	56 cm / 22"



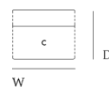
Right Armrest (B)

Height:	74 cm / 29.13"
Width:	118,5 cm / 46.65"
Depth:	98 cm / 38.58"
Seat Height:	42 cm / 16.54"
Seat Depth:	64 cm / 25.2"
Armrest Height:	56 cm / 22"



Long Center (C)

Height:	74 cm / 29.13"
Width:	118,5 cm / 46.65"
Depth:	98 cm / 38.58"
Seat Height:	42 cm / 16.54"
Seat Depth:	64 cm / 25.2"



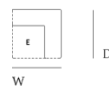
Short Center (D)

Height:	74 cm / 29.13"
Width:	94,5 cm / 37.2"
Depth:	98 cm / 38.58"
Seat Height:	42 cm / 16.54"
Seat Depth:	64 cm / 25.2"



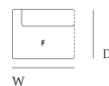
Corner (E)

Height:	74 cm / 29.13"
Width:	98 cm / 38.58"
Depth:	98 cm / 38.58"
Seat Height:	42 cm / 16.54"
Seat Depth:	64 cm / 25.2"



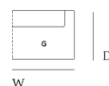
Left Open-Ended (F)

Height:	74 cm / 29.13"
Width:	118,5 cm / 46.65"
Depth:	98 cm / 38.58"
Seat Height:	42 cm / 16.54"
Seat Depth:	64 cm / 25.2"



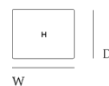
Right Open-Ended (G)

Height:	74 cm / 29.13"
Width:	118,5 cm / 46.65"
Depth:	98 cm / 38.58"
Seat Height:	42 cm / 16.54"
Seat Depth:	64 cm / 25.2"



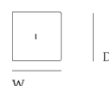
Long Ottoman (H)

Height:	42 cm / 16.54"
Width:	118,5 cm / 46.65"
Depth:	98 cm / 38.58"
Seat Height:	42 cm / 16.54"
Seat Depth:	64 cm / 25.2"



Short Ottoman (I)

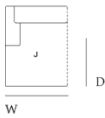
Height:	42 cm / 16.54"
Width:	98 cm / 38.58"
Depth:	98 cm / 38.58"
Seat Height:	42 cm / 16.54"
Seat Depth:	64 cm / 25.2"



Connect Modular Sofa

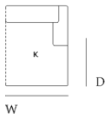
Left Armrest Chaise Longue (J)

Height:	74 cm / 29.13"
Width:	118,5 cm / 46.65"
Depth:	155 cm / 61"
Seat Height:	42 cm / 16.54"
Seat Depth:	122 cm / 48"
Armrest Height:	56 cm / 22"



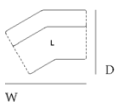
Right Armrest Chaise Longue (K)

Height:	74 cm / 29.13"
Width:	118,5 cm / 46.65"
Depth:	155 cm / 61"
Seat Height:	42 cm / 16.54"
Seat Depth:	122 cm / 48"
Armrest Height:	56 cm / 22"



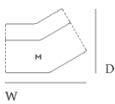
150 Degree Angle Module (L)

Height:	74 cm / 29.13"
Width:	158 cm / 62.2"
Depth:	113 cm / 44.49"
Seat Height:	42 cm / 16.54"
Seat Depth:	64 cm / 25.2"



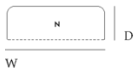
210 Degree Angle Module (M)

Height:	74 cm / 29.13"
Width:	158 cm / 62.2"
Depth:	113 cm / 44.49"
Seat Height:	42 cm / 16.54"
Seat Depth:	64 cm / 25.2"



Back-To-Back End Module (N)

Height:	42 cm / 16.54"
Width:	196 cm / 77.17"
Depth:	68 cm / 26.77"
Seat Height:	42 cm / 16.54"
Seat Depth:	68 cm / 26.77"



Made-to-Order

This product can be upholstered in the following textiles: Acca, Beck, Canvas, Clara, Clay, Divina, Divina MD, Divina Melange, Ecriture, Fiord, Hallingdal, Hearth, Illusion Leather, Manner, Remix, Steelcut, Steelcut Quartet, Steelcut Trio, Twill Weave, Vidar, Wooly

Upholstery Consumption for Customers' Own Material

A+B: Textile upholstery:	5,8 m / 6.34 yds
C: Textile upholstery:	5,6 m / 6.1 yds
D: Textile upholstery:	4,7 m / 5.14 yds
E: Textile upholstery:	5,5 m / 6.1 yds
F+G: Textile upholstery:	5,1 m / 5.6 yds
H: Textile upholstery:	3,4 m / 3.7 yds
I: Textile upholstery:	2,9 m / 3.2 yds
J+K: Textile upholstery:	6,8 m / 7.4 yds
L: Textile upholstery:	6,9 m / 7.6 yds
M: Textile upholstery:	6,3 m / 6.9 yds
N: Textile upholstery:	4,9 m / 5.4 yds

Connect Modular Sofa

Tests, Labels & Certifications

Eco-Labels & Certificates

Forest Stewardship Council™ (FSC-C028824)

Safety & Regulations

British Standards (BS)

Seat and back frame are made from FSC™-certified (FSC-C028824) wood. Please note: The North American stock variants are not FSC™-certified. Upholstered Muuto products that have the Declare Living Building Challenge Compliant certification only have the certification when upholstered with the following Kvadrat textiles: Balder, Canvas, Clara, Clay, Coda, Divina, Divina MD, Divina Mélange, Fiord, Hallingdal, Remix, Re-wool, Rime, Steelcut, Steelcut Trio, Vidar and Twill Weave. EU/US versions upholstered with a large selection of Kvadrat textiles are tested to VOC CDPH 01350 and VOC Bifma X7.1.: Balder, Canvas, Clara, Clay, Divina, Divina MD, Divina Mélange, Fiord, Hallingdal, Remix, Re-wool, Rime, Steelcut, Steelcut Trio, Vidar, Twill weave, Refine Leather and Easy leather.

[Explore Assets](#)

[DOWNLOAD SITE](#)

[Create Your Own](#)

[PRODUCT PLANNER](#)

CONNECT MODULAR SOFA—ORDER GUIDE

Designed with long, elegant lines, the Connect Modular Sofa's details of its small feet underneath for a hovering, light sentiment and pointy corners allow for the design to bring character to any space.

Create your own Connect Modular Sofa by choosing from 14 modules, following the guidelines below.
Visit planner.muuto.com to create your own configuration online.


Create your own Connect Configuration

1. SEATING MODULES

Select your desired seating modules.
Add the item numbers of the desired textile separately to your order.

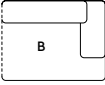
Note
You can only connect seating modules with pre-mounted linking brackets on the sides, illustrated here with dotted lines.
Please note that the modules H & I can only be used as a freestanding ottoman and not part of the sofa configuration.

END MODULES




A

W 118,5 cm / 46.65"
SW 88 cm / 34.65"




B

W 118,5 cm / 46.65"
SW 88 cm / 34.65"



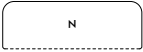
F

W 118,5 cm / 46.65"



G

W 118,5 cm / 46.65"



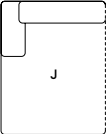
N

W 196 cm / 77.17"

D 98 cm / 38.58"
SD 64 cm / 25.20"

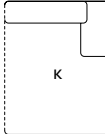
D 68 cm / 26.77"
SD 68 cm / 26.77"

END & LOUNGE MODULES



J

W 118,5 cm / 46.65"
SW 88 cm / 34.65"

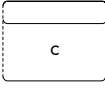


K

W 118,5 cm / 46.65"
SW 88 cm / 34.65"

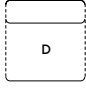
D 155 cm / 61.02"
SD 192 cm / 48.03"

CENTER & CORNER MODULES



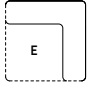
C

W 118,5 cm / 46.65"



D

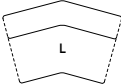
W 94,5 cm / 37.20"



E

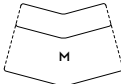
W 98 cm / 38.58"

D 98 cm / 38.58"
SD 64 cm / 25.20"



L

W 158 cm / 62.20"
SW 144 cm / 56.69"



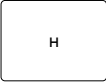
M

W 158 cm / 62.20"
SW 125 cm / 49.21"

D 113 cm / 44.49"
SD 64 cm / 25.20"


D 113 cm / 44.49"
SD 64 cm / 25.20"

FREESTANDING MODULES



H

W 118,5 cm / 46.65"

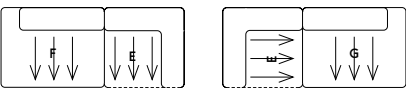


I

98 cm / 38.58"

D 98 cm / 38.58"

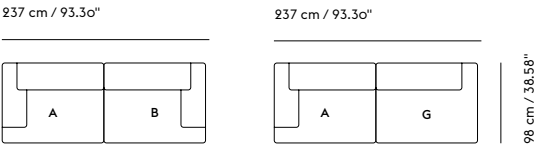
Textile direction
Corner Module E is designed to be used as corner. If used as End Module with armrest, the textile direction can differ. Modules connected on the left side of Corner Module E will have the same textile direction. The textile direction of modules connected on the right side will run into the opposite direction.



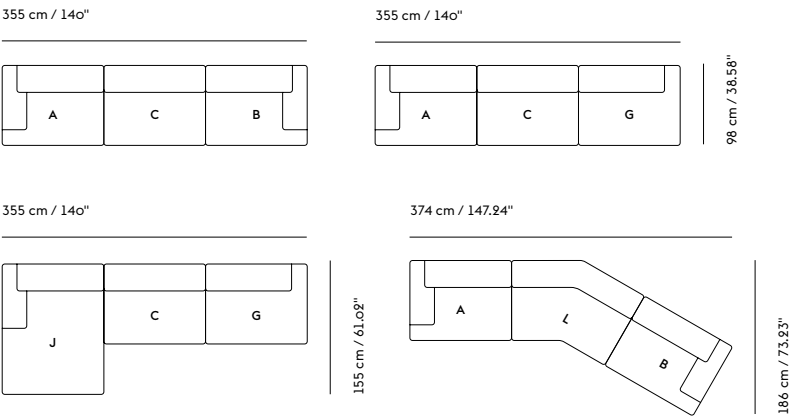
CONNECT MODULAR SOFA—ORDER GUIDE

INSPIRATION FOR YOUR CONFIGURATION

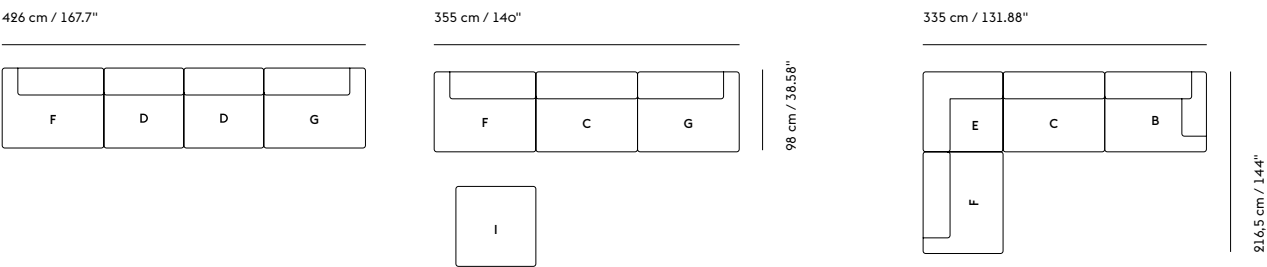
2-seater Configurations



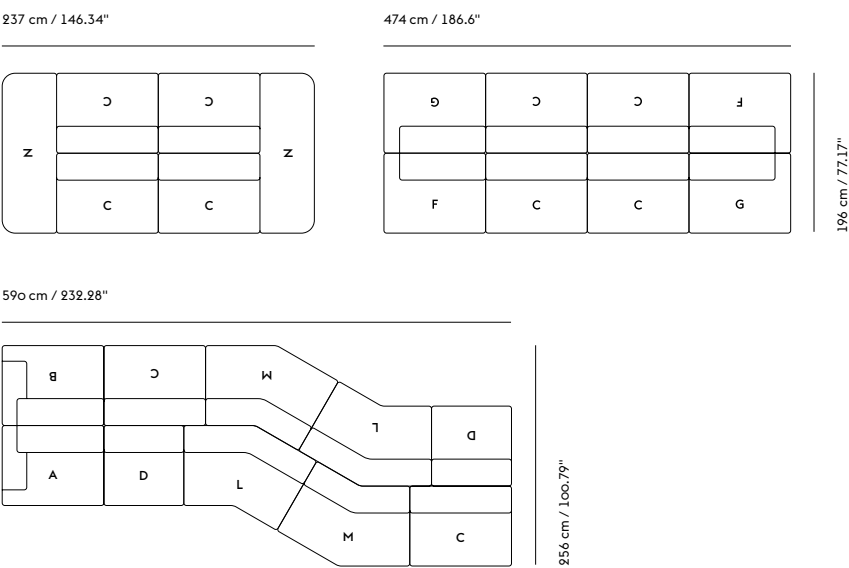
3-seater Configurations



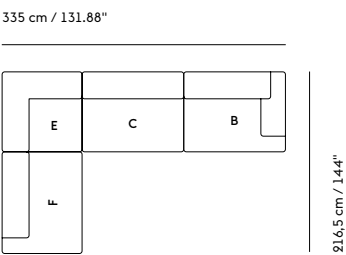
4-seater Configurations



Back-To-Back Configurations



Corner Configuration



6-seater Configurations

