

PFlex

Ultimate Flexibility



PFlex Collection



The PFlex Table System redefines office environments with its exceptional versatility and minimalist design. Engineered to adapt seamlessly to the evolving demands of contemporary workplaces, PFlex offers a sophisticated solution that caters to diverse activities such as individual work, meetings, conferences, coworking, training sessions, and even dining.

PFlex is more than just an office table, it's a comprehensive table system built on a modular framework. The system features profiled aluminum or wood legs that connect effortlessly to longitudinal beams through an innovative, invisible mechanism. This design allows for the creation of clean, solid, and elegant workstations and meeting tables that can be easily reconfigured, dismantled, and stored to accommodate changing office layouts and requirements.

Crafted from sustainable, fully recyclable aluminum, PFlex structure combines durability with aesthetic appeal. The structure is available in powder-coated finishes, in various RAL colors, anodized aluminum. Optionally legs are also available in a sleek oak solid base option. Tabletops are offered in a range of quality materials, including Fenix, high-pressure laminate (HPL), melamine, premium veneer, and lacquered surfaces, available in both rectangular and square shapes. These options ensure that each PFlex table exudes refinement and complements any office decor.

PFlex prioritizes a clutter-free workspace with its integrated cable management system. The extruded aluminum structure features continuous grooves that allow for discreet routing of cables and accessories. Optional electrification includes aluminum-frame flipper doors with central elements matching the tabletop, bilateral openings, and under-table cable trays, ensuring all wiring remains hidden and the workspace stays organized.

PFlex system can be enhanced with a wide array of accessories designed for functionality and style such as front and side screens available in glass, woods and various fabric finishes, integrated electrical outlets, computer and tablet holders, and cable trays, suspended drawers, shelves, and container units. All accessories are easily attachable and removable, allowing for easy adjustments to meet specific needs.



PFlex Individual Desks are perfect for focused work, available in multiple linear arrangements and various finishes.



Touchdown Configurations provides compact workstations that offer just the right balance of space and privacy.



PFlex Coworking layouts are thoughtfully designed to support flexible configurations that foster collaboration and dynamic interactions.



PFlex Meeting Tables, suitable for collaborative discussions, available in multiple shapes and sizes.



Meeting Tables optional features include center flip-doors and power boxes for convenient electrification.



Single or modular tops in various materials, colors and edge type. Bases available in aluminum or wood.



PFlex Stand-Up Meeting tables offering even greater flexibility for unique workspace designs.



Stand-Up Meeting Tables optional features include center flip-doors and power boxes for electrification.



Single or modular tops in various materials, colors and edge type. Bases available in aluminum or wood.



PFlex Touchdown seamlessly adapt to modern workstyles where people spend limited time in the office.



PFlex Touchdown provides compact workstations that offer just the right balance of space and privacy.



Single or modular tops in various materials, colors and edge type. Bases available in aluminum or wood.



Touchdown Stand-Up tables offer even greater flexibility for unique workspace designs.



Continuous central groove for accessories and table-top level electrification.




Modular tops with central groove in various materials, colors and edge type. Bases in aluminum or wood.



PFlex Coworking Tables, flexible setups that encourage teamwork and dynamic interactions.



Central groove for accessories and table-top level electrification, single end top for workstation and meeting.




Modular tops with central groove in various materials, colors and edge type. Bases in aluminum or wood.



Coworking Stand-Up tables offering even greater flexibility for unique workspace designs.



Central groove for accessories and table-top level electrification, single end top for workstation and meeting.



Modular tops with central groove in various materials, colors and edge type. Bases in aluminum or wood.

PFlex | Technical Specification




Structure: The modular structure is made from extruded aluminum, featuring double beam under-top surfaces. The beams have dual grooves along their internal sections, allowing for versatile positioning of bases, cross-profile reinforcements for the tabletops, and the suspension of various accessories, as well as optional cable routing. The bases are connected to the horizontal beams through a simple and effective invisible mechanism.

Bases: The bases come in several materials and shapes, including mid-sized oval and square options, as well as large bowl-shaped designs, all crafted from extruded aluminum with finishes available in RAL epoxy paint, anodized, or polished. They can also be made from solid oak in natural or dark finishes, or from metal tubes with epoxy paint. The number of legs varies according to the table size. Each leg is equipped with adjustable floor pads for leveling.

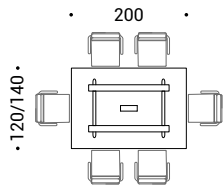
Top: The tabletops are available in various shapes, finishes, and sizes. They can be constructed with a surface layer made from melamine, Fenix, HPL, wood, with MDF/ chipboard cores, depending on the desired finish. Edges can be finished with ABS or wood-like materials.

Electrical Setup: Over Table-Top: versatile and space-saving power-box available in different multi-socket outlet that combines functionality and elegance, perfectly suitable in coworking spaces, executive rooms, meeting tables. The effective fixing method make it easily removable and replaceable. Perfect for daily charging of mobile devices. Table-top level: various flip-door and power boxes available upon space planning requirements. Flip-doors features plastic and a aluminum frame, optionally available with a central element matching the tabletop finish. Single side or double sides opening, includes a painted metal cable tray underneath to hold wiring. An optional vertical duct is available. Note that electrical outlets are not included.

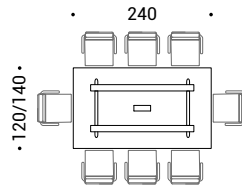
Optional Accessories: All accessories can be easily fitted into the groove between the work surfaces. If necessary, they can be secured with a knob that allows for repositioning and removal. Available accessories include fabric or glass front and side panels, lacquered MDF shelves and circular trays, linoleum desk pads, wall-mounted drawers, computer and tablet holders, mail trays, and pencil cups.



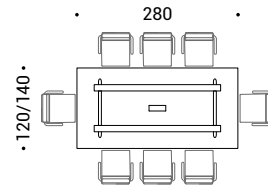
Dimensions



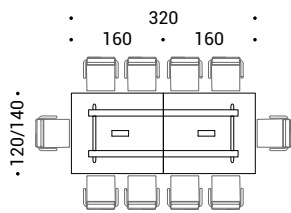
PFM.2012 | Rectangular table, depth 120cm
PFM.2014 | Rectangular table, depth 140cm



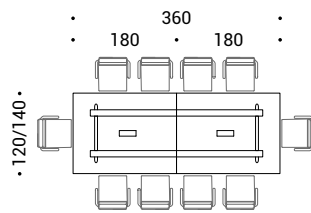
PFM.2412 | Rectangular table, depth 120cm
PFM.2414 | Rectangular table, depth 140cm



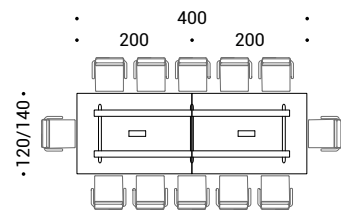
PFM.2812 | Rectangular table, depth 120cm
PFM.2814 | Rectangular table, depth 140cm



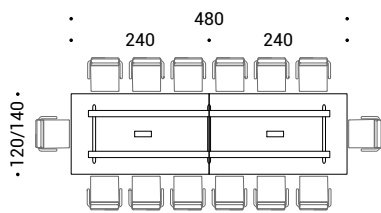
PFM.3212 | Rectangular table, depth 120cm
PFM.3214 | Rectangular table, depth 140cm



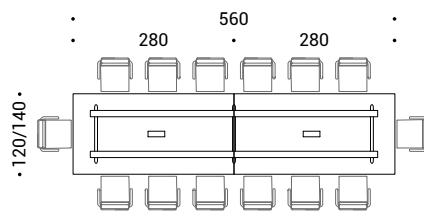
PFM.3612 | Rectangular table, depth 120cm
PFM.3614 | Rectangular table, depth 140cm



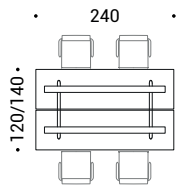
PFM.4012 | Rectangular table, depth 120cm
PFM.4014 | Rectangular table, depth 140cm



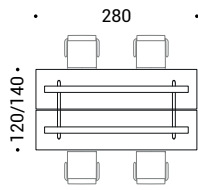
PFM.4812 | Rectangular table, depth 120cm
PFM.4814 | Rectangular table, depth 140cm



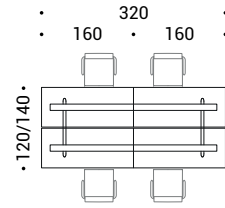
PFM.5612 | Rectangular table, depth 120cm
PFM.5614 | Rectangular table, depth 140cm



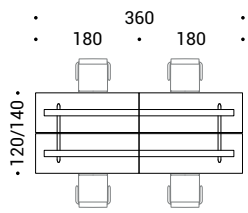
PFT.2012 | Touchdown table, depth 120cm
PFT.2014 | Touchdown table, depth 140cm



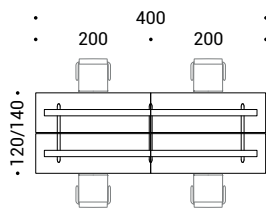
PFT.2812 | Touchdown table, depth 120cm
PFT.2814 | Touchdown table, depth 140cm



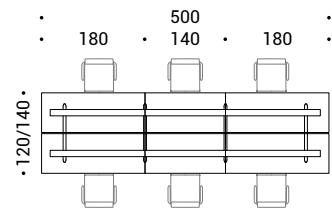
PFT.3212 | Touchdown table, depth 120cm
PFT.3214 | Touchdown table, depth 140cm



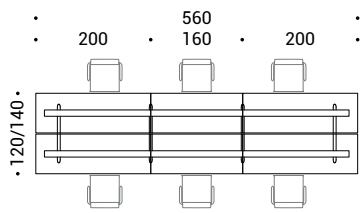
PFT.3612 | Touchdown table, depth 120cm
PFT.3614 | Touchdown table, depth 140cm



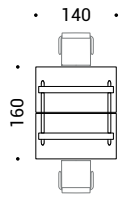
PFT.4012 | Touchdown table, depth 120cm
PFT.4014 | Touchdown table, depth 140cm



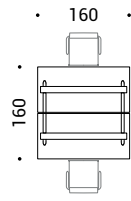
PFT.5012 | Touchdown table, depth 120cm
PFT.5014 | Touchdown table, depth 140cm



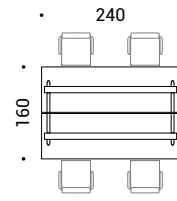
PFT.5612 | Touchdown table, depth 120cm
PFT.5614 | Touchdown table, depth 140cm



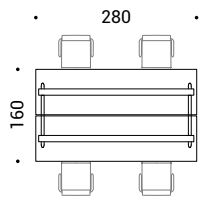
PFW.1416 | Workstation, depth 160cm



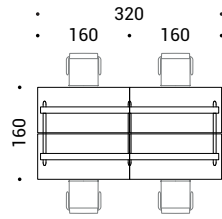
PFW.1616 | Workstation, depth 160cm



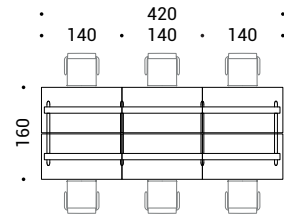
PFW.2416 | Workstation, depth 160cm



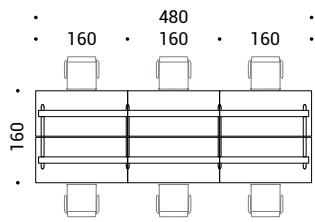
PFW.2816 | Workstation, depth 160cm



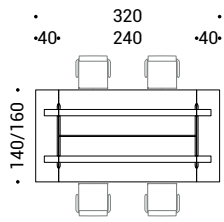
PFW.3216 | Workstation, depth 160cm



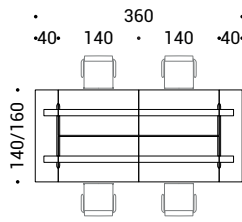
PFW.4216 | Workstation, depth 160cm



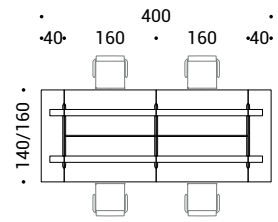
PFW.4816 | Workstation, depth 160cm



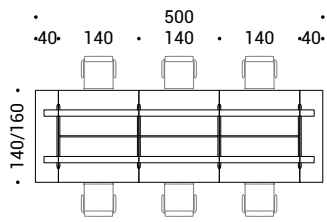
PFW.3214 | Coworking table, depth 140cm
PFW.3216 | Coworking table, depth 160cm



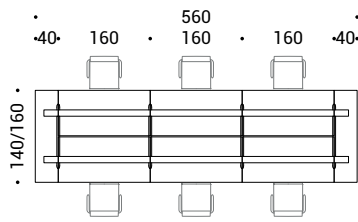
PFW.3614 | Coworking table, depth 140cm
PFW.3616 | Coworking table, depth 160cm



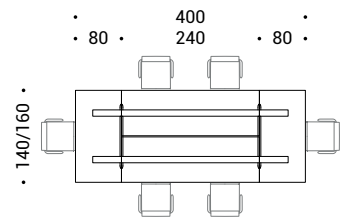
PFW.4014 | Coworking table, depth 140cm
PFW.4016 | Coworking table, depth 160cm



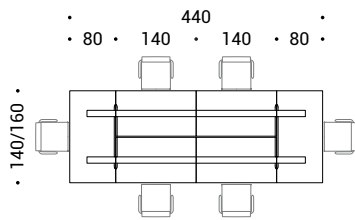
PFW.5014 | Coworking table, depth 140cm
PFW.5016 | Coworking table, depth 160cm



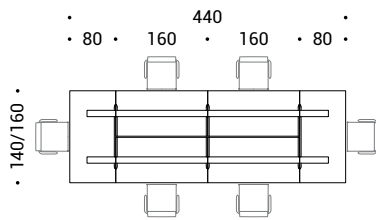
PFW.5614 | Coworking table, depth 140cm
PFW.5616 | Coworking table, depth 160cm



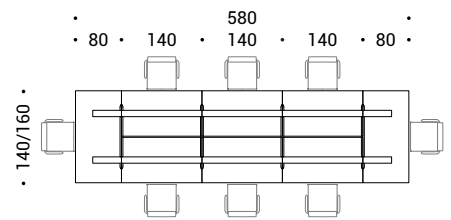
PFW.4014 | Coworking table, depth 140cm
PFW.4016 | Coworking table, depth 160cm



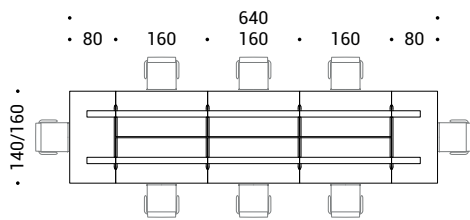
PFW.4414 | Coworking table, depth 140cm
PFW.4416 | Coworking table, depth 160cm



PFW.4814 | Coworking table, depth 140cm
PFW.4816 | Coworking table, depth 160cm




PFW.5814 | Coworking table, depth 140cm
PFW.5816 | Coworking table, depth 160cm




PFW.6414 | Coworking table, depth 140cm
PFW.6416 | Coworking table, depth 160cm

Accessories



Frontal dividing panel




Lateral dividing panel




Ollin monitor arm




Flo monitor arm



Shelf



Shelf for electrical outlet




Shelf for electrical outlet

Electrification Built-In



2 way opening flip-door matching top finish



2 way opening aluminum flip-door; optional



Built-in 3 power sockets + 1 USB 5V (A+C); optional



Built-in Built-in 1 power socket + 1 USB 5V (A+C); optional



Round grommet; optional

Electrification On Top



1 power socket + 1 USB 5V (A+C)



1 power socket + 1 USB 5V (A+C)

Product Finishes

Aluminum Structure | Legs and structure



115 | Black
Powder coated




R19 | Dark grey
Powder coated



R18 | Medium grey
Powder coated



070 | Soft grey
Powder coated



100 | White
Powder coated



R11 | Brown copper
Powder coated



R12 | Dark blue
Powder coated



R15 | Grey Green
Powder coated

Solid Wood | Legs



043 | American
black walnut



005 | Oak

Melamine | Tabletop



215 | Anthracite



102 | Greige



188 | Light grey



140 | White




195 | Oak

Plated Fenix | Tabletop



115 | Black



122 | Dark grey



121 | Light grey




123 | Warm grey



100 | White

Veneer | Tabletop



043 | American
black walnut



005 | Oak

Electrification

Flip door matching the top finish.



ICF S.p.A.
Via Cassanese, 108
20052 Vignate (MI) Italy
+39 02 9508031 Tel.
+39 02 95364012 Fax
icf@icf-office.it

ICF Milano
Ptta U. Giordano, 2
20122 Milano, Italy
+39 02 76000583 Tel.
+39 02 7601395 Fax
icfmilano@icf-office.it

www.icf-office.it