

# DuoChair

Ergonomics for Everyone



# DuoChair Collection



The DuoChair embodies the principle of “Ergonomics for Everyone,” a commitment to ensuring that comfortable and supportive seating is accessible to all users. This philosophy emphasizes creating designs that accommodate a wide range of body types and work environments, enhancing the overall user experience by prioritizing ergonomic principles.

The DuoChair seating collection offers remarkable performance combined with exceptional simplicity of movement. Featuring an innovative auto-fitting synchro mechanism, the seating ensures that each user receives optimal ergonomic support for prolonged use without the need for complex and multiple adjustments. This environmentally responsible product is designed and manufactured with discreet functional details and outstanding quality.

The chair design integrates as standard advanced adjustable features such as backrest height adjustment, seat depth adjustment, auto-fit mechanism with four backrest angle stops, and allowing users to customize the upholstery of the chair to their individual needs. This adaptability ensures that everyone, regardless of body type or size, can find a comfortable and supportive sitting posture.

The chair features a synchro tilting mechanism with automatic weight balance, which adjusts seamlessly to the user’s movements. This mechanism eliminates the need for complex adjustments, making it easy for all users to achieve ergonomic support without extensive configuration.

Built to last. The DuoChair exemplifies a commitment to sustainability and environmental responsibility, making it a leading choice for eco-conscious workplaces.

The construction combines robust materials with high-quality upholsteries. Its sturdy aluminum frame and resilient mesh or upholstery options ensure longevity and reduce the need for replacements, the use of recycled or recyclable components helps to reduce the ecological footprint of the chair, supporting a circular economy by minimizing waste and encouraging material recovery.

Designed for easy assembly and disassembly, the DuoChair allows for straightforward repairs and recycling. Components can be easily separated, facilitating the reuse and recycling of materials at the end of the chair’s life cycle, thereby supporting a more sustainable product lifecycle.



Chromed structure and upholstery in mesh, fabric and pad, different heights.



Painted structure and plastic base in lite grey, upholstery in mesh, fabric and pad, different heights.



Painted structure and plastic base in black color, upholstery in mesh, fabric and pad, different heights.



Chromed base, chromed structure, seat upholstered in fabric, backrest in mesh.

---



Nylon and chromed base, painted structure, seat upholstered in fabric, backrest in mesh.

---



Chromed and nylon base, chromed structure, seat upholstered in fabric, backrest in mesh.



Nylon base, painted structure, seat and backrest upholstered in fabric.

---



Nylon and chromed base, painted structure, seat and backrest upholstered in three-dimensional fabric.

---



Chromed base, chromed structure, seat upholstered in fabric and backrest Pad upholstery.

## DuoXMesh | Technical Specification



**Mechanism:** Synchronized tilting mechanism with automatic weight adjustment: During the oscillation movement, the backrest's counterpressure increases proportionally to the force applied. Individual adjustment of the oscillation tension is possible via a dedicated knob. The mechanism can be locked in a vertical sitting position and three intermediate positions by operating a side lever. Available upon request with a forward tilt option (deactivatable). The mechanism shell is made of black polyamide.

**Supporting Structure:** The rear U-shaped die-cast aluminum structure ensures maximum torsional resistance and durability. It supports the backrest shell and transmits the oscillation movement geometry to the backrest and seat. Available in three finishes: polished, chrome-plated, or painted.

**Backrest:** Frame made of technopolymer with a flexible and supportive mesh covering.

**Backrest Height Adjustment:** The effective and intuitive backrest height adjustment, a standard feature of all DuoXMesh seats, allows the chair to adapt to users of different statures. The backrest height adjustment range is 6.5 cm, lockable in 6 positions.

**XMesh Upholstery:** Category X. Elastic mesh (bichromatic - 70% polyester elastomer, 30% polyester); Rhythm and String (100% post-consumer recycled polyester); Tale (99% post-consumer recycled polyester, 1% polyester). The recycled polyester is GRS certified and meets OEKO-TEX® STANDARD 100 and EU Ecolabel certifications. The mesh covering ensures complete breathability and air circulation.

**Seat:** Made of cold-foamed polyurethane, 5.5 cm thick, with a structural insert in polypropylene. Upholstered in fabric or leather. The foam, classified as 11M, complies with all safety and comfort standards. Available on request with a Wide seat option (+4 cm width).

**Seat Depth:** Easily adjustable from the seated position using an intuitive lever located beneath the seat. Adjustment range of 7.5 cm.

**Height Adjustment:** Seat height adjustment is enabled via a lever, allowing for a maximum adjustment range of 13 cm.

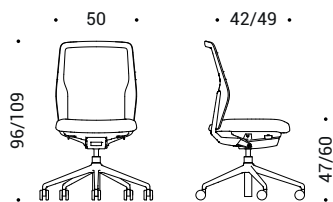
**Armrests:** 3D adjustable in height, depth, and width. An additional width adjustment (4D) is available upon request. Armrest pads are made of soft black thermoplastic polyurethane (TPU). The vertical armrest support is made of die-cast aluminum with an epoxy-painted, polished, or chrome-plated finish.

**Base:** Five-star base made of die-cast aluminum with a chrome-plated, polished, or painted finish matching the structure, or in colored plastic material (black or light gray).

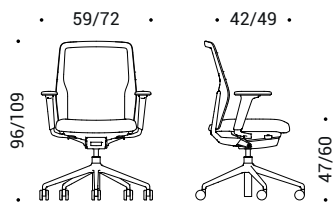
**Castors:** Made of colored plastic material (black), 6 cm diameter, with a soft central element suitable for use on any type of flooring. Automatic safety brake compliant with EN 12529:2001 standards.

**Packaging:** Standard delivery includes the product assembled in a cardboard box. Available upon request in a non-assembled format (assembly must be carried out by qualified specialized personnel).

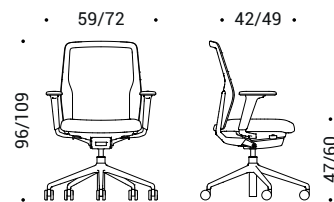
## Dimensions



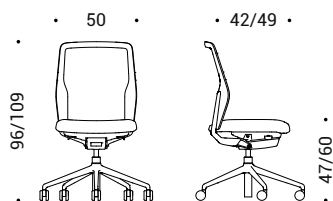
**DCE.410** | Swivel chair, regular seat, height and depth adjustable seat, Height adjustable backrest, auto-balance synchro tilting mechanism



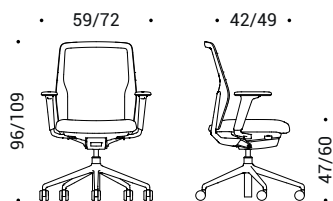
**DCE.413** | Swivel chair, regular seat, height and depth adjustable seat, Height adjustable backrest, auto-balance synchro tilting mechanism, 3D adjustable PPE armrests



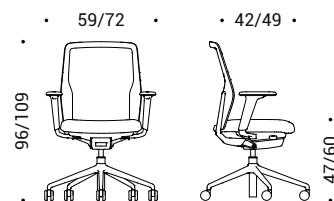
**DCE.414** | Swivel chair, regular seat, height and depth adjustable seat, Height adjustable backrest, auto-balance synchro tilting mechanism, 3D adjustable ALU armrests



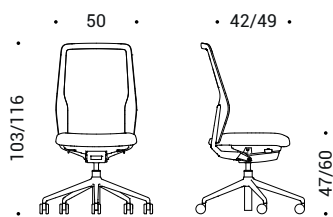
**DCX.410** | Swivel chair, Wide seat, height and depth adjustable seat, Height adjustable backrest, auto-balance synchro tilting mechanism



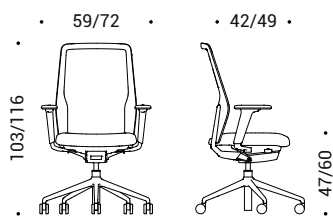
**DCX.413** | Swivel chair, Wide seat, height and depth adjustable seat, Height adjustable backrest, auto-balance synchro tilting mechanism, 3D adjustable PPE armrests



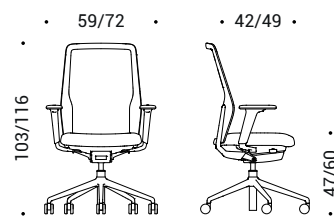
**DCX.414** | Swivel chair, Wide seat, height and depth adjustable seat, Height adjustable backrest, auto-balance synchro tilting mechanism 3D adjustable ALU armrests



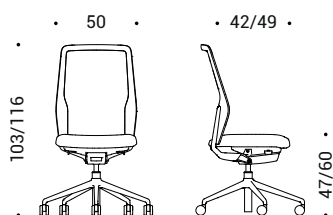
**DCE.510** | Swivel chair, regular seat, height and depth adjustable seat, Height adjustable backrest, auto-balance synchro tilting mechanism



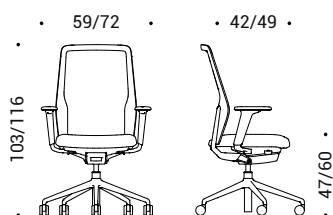
**DCE.513** | Swivel chair, regular seat, height and depth adjustable seat, Height adjustable backrest, auto-balance synchro tilting mechanism, 3D adjustable PPE armrests



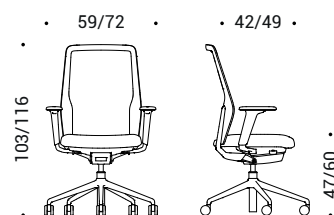
**DCE.514** | Swivel chair, regular seat, height and depth adjustable seat, Height adjustable backrest, auto-balance synchro tilting mechanism, 3D adjustable ALU armrests



**DCX.510** | Swivel chair, Wide seat, height and depth adjustable seat, Height adjustable backrest, auto-balance synchro tilting mechanism



**DCX.513** | Swivel chair, Wide seat, height and depth adjustable seat, Height adjustable backrest, auto-balance synchro tilting mechanism, 3D adjustable PPE armrests



**DCX.514** | Swivel chair, Wide seat, height and depth adjustable seat, Height adjustable backrest, auto-balance synchro tilting mechanism 3D adjustable ALU armrests

## DuoSoft | Technical Specification



**Mechanism:** Synchronized tilting mechanism with automatic weight adjustment: During the oscillation movement, the backrest's counterpressure increases proportionally to the force applied. Individual adjustment of the oscillation tension is possible via a dedicated knob. The mechanism can be locked in a vertical sitting position and three intermediate positions by operating a side lever. Available upon request with a forward tilt option (deactivatable). The mechanism shell is made of black polyamide.

**Supporting Structure:** The rear U-shaped die-cast aluminum structure ensures maximum torsional resistance and durability. It supports the backrest shell and transmits the oscillation movement geometry to the backrest and seat. Available in three finishes: polished, chrome-plated, or painted.

**Backrest:** Frame made of technopolymer with a flexible and supportive mesh covering.

**Backrest Height Adjustment:** The effective and intuitive backrest height adjustment, a standard feature of all DuoSoft seats, allows the chair to adapt to users of different statures. The backrest height adjustment range is 6.5 cm, lockable in 6 positions.

**Soft Upholstery:** Categories A, B, C, and F. Available in a wide selection of fabrics, both solid colors and with a bicolored texture. All upholsteries are made from 100% recycled polyester certified according to GRS, OEKO-TEX® STANDARD 100, and EU Ecolabel standards. Upholstery is available in both fabric and leather, Category E.

**Seat:** Made of cold-foamed polyurethane, 5.5 cm thick, with a structural insert in polypropylene. Upholstered in fabric or leather. The foam, classified as 1IM, complies with all safety and comfort standards. Available on request with a Wide seat option (+4 cm width).

**Seat Depth:** Easily adjustable from the seated position using an intuitive lever located beneath the seat. Adjustment range of 7.5 cm.

**Height Adjustment:** Seat height adjustment is enabled via a lever, allowing for a maximum adjustment range of 13 cm.

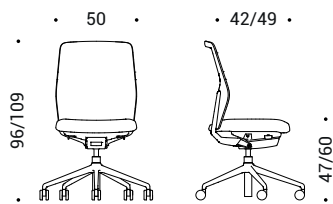
**Armrests:** 3D adjustable in height, depth, and width. An additional width adjustment (4D) is available upon request. Armrest pads are made of soft black thermoplastic polyurethane (TPU). The vertical armrest support is made of die-cast aluminum with an epoxy-painted, polished, or chrome-plated finish.

**Base:** Five-star base made of die-cast aluminum with a chrome-plated, polished, or painted finish matching the structure, or in colored plastic material (black or light gray).

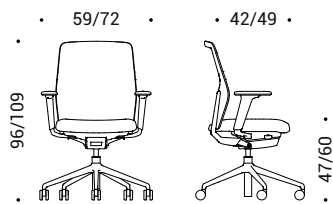
**Castors:** Made of colored plastic material (black), 6 cm diameter, with a soft central element suitable for use on any type of flooring. Automatic safety brake compliant with EN 12529:2001 standards.

**Packaging:** Standard delivery includes the product assembled in a cardboard box. Available upon request in a non-assembled format (assembly must be carried out by qualified specialized personnel).

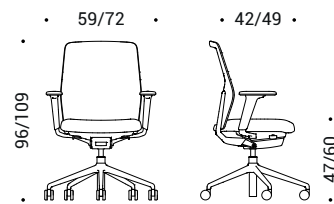
## Dimensions



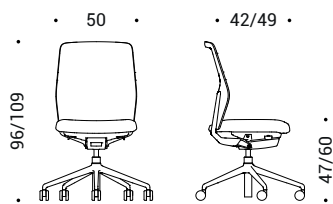
**DCE.440** | Swivel chair, regular seat, height and depth adjustable seat, Height adjustable backrest, auto-balance synchro tilting mechanism



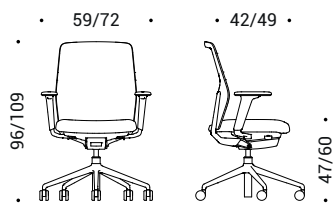
**DCE.443** | Swivel chair, regular seat, height and depth adjustable seat, Height adjustable backrest, auto-balance synchro tilting mechanism, 3D adjustable PPE armrests



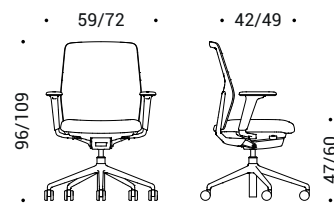
**DCE.444** | Swivel chair, regular seat, height and depth adjustable seat, Height adjustable backrest, auto-balance synchro tilting mechanism, 3D adjustable ALU armrests



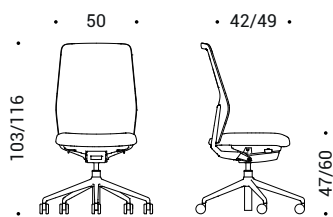
**DCX.440** | Swivel chair, Wide seat, height and depth adjustable seat, Height adjustable backrest, auto-balance synchro tilting mechanism



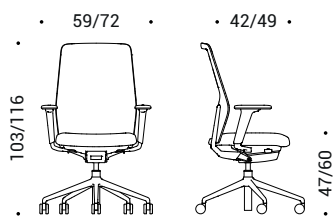
**DCX.443** | Swivel chair, Wide seat, height and depth adjustable seat, Height adjustable backrest, auto-balance synchro tilting mechanism, 3D adjustable PPE armrests



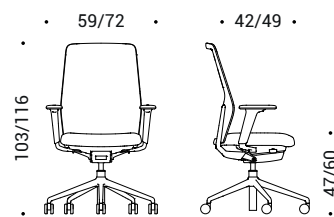
**DCX.444** | Swivel chair, Wide seat, height and depth adjustable seat, Height adjustable backrest, auto-balance synchro tilting mechanism 3D adjustable ALU armrests



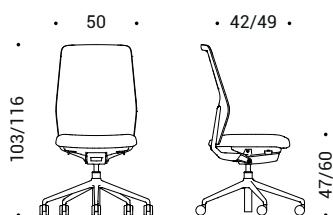
**DCE.540** | Swivel chair, regular seat, height and depth adjustable seat, Height adjustable backrest, auto-balance synchro tilting mechanism



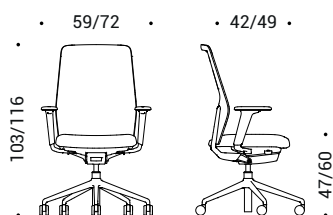
**DCE.543** | Swivel chair, regular seat, height and depth adjustable seat, Height adjustable backrest, auto-balance synchro tilting mechanism, 3D adjustable PPE armrests



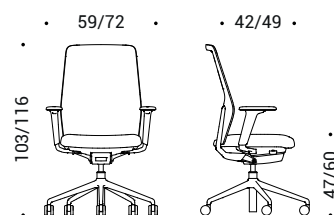
**DCE.544** | Swivel chair, regular seat, height and depth adjustable seat, Height adjustable backrest, auto-balance synchro tilting mechanism, 3D adjustable ALU armrests



**DCX.540** | Swivel chair, Wide seat, height and depth adjustable seat, Height adjustable backrest, auto-balance synchro tilting mechanism



**DCX.543** | Swivel chair, Wide seat, height and depth adjustable seat, Height adjustable backrest, auto-balance synchro tilting mechanism, 3D adjustable PPE armrests



**DCX.544** | Swivel chair, Wide seat, height and depth adjustable seat, Height adjustable backrest, auto-balance synchro tilting mechanism 3D adjustable ALU armrests

## DuoCubic | Technical Specification



**Mechanism:** Synchronized tilting mechanism with automatic weight adjustment: During the oscillation movement, the backrest's counterpressure increases proportionally to the force applied. Individual adjustment of the oscillation tension is possible via a dedicated knob. The mechanism can be locked in a vertical sitting position and three intermediate positions by operating a side lever. Available upon request with a forward tilt option (deactivatable). The mechanism shell is made of black polyamide.

**Supporting Structure:** The rear U-shaped die-cast aluminum structure ensures maximum torsional resistance and durability. It supports the backrest shell and transmits the oscillation movement geometry to the backrest and seat. Available in three finishes: polished, chrome-plated, or painted.

**Backrest:** Frame made of technopolymer with a flexible and supportive mesh covering.

**Backrest Height Adjustment:** The effective and intuitive backrest height adjustment, a standard feature of all DuoCubic seats, allows the chair to adapt to users of different statures. The backrest height adjustment range is 6.5 cm, lockable in 6 positions.

**Cubic Upholstery:** Category K. Three-dimensional fabric made of 100% post-consumer recycled polyester. The recycled polyester is GRS certified and meets the OEKO-TEX® STANDARD 100 and EU Ecolabel certifications. The back upholstery is in String mesh, color-matched to the backrest shell.

**Seat:** Made of cold-foamed polyurethane, 5.5 cm thick, with a structural insert in polypropylene. Upholstered in fabric or leather. The foam, classified as 1IM, complies with all safety and comfort standards. Available on request with a Wide seat option (+4 cm width).

**Seat Depth:** Easily adjustable from the seated position using an intuitive lever located beneath the seat. Adjustment range of 7.5 cm.

**Height Adjustment:** Seat height adjustment is enabled via a lever, allowing for a maximum adjustment range of 13 cm.

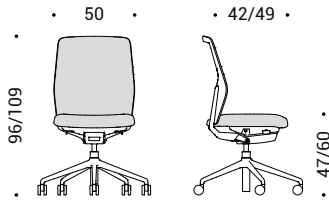
**Armrests:** 3D adjustable in height, depth, and width. An additional width adjustment (4D) is available upon request. Armrest pads are made of soft black thermoplastic polyurethane (TPU). The vertical armrest support is made of die-cast aluminum with an epoxy-painted, polished, or chrome-plated finish.

**Base:** Five-star base made of die-cast aluminum with a chrome-plated, polished, or painted finish matching the structure, or in colored plastic material (black or light gray).

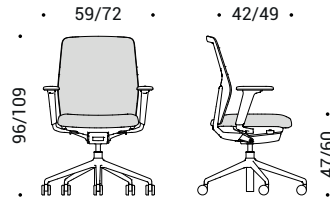
**Castors:** Made of colored plastic material (black), 6 cm diameter, with a soft central element suitable for use on any type of flooring. Automatic safety brake compliant with EN 12529:2001 standards.

**Packaging:** Standard delivery includes the product assembled in a cardboard box. Available upon request in a non-assembled format (assembly must be carried out by qualified specialized personnel).

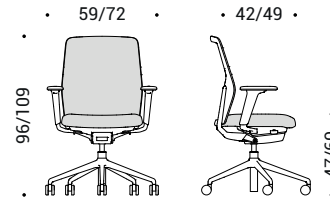
## Dimensions



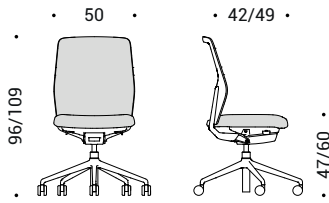
**DCE.450** | Swivel chair, regular seat, height and depth adjustable seat, Height adjustable backrest, auto-balance synchro tilting mechanism



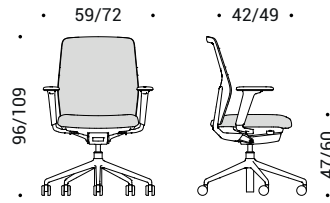
**DCE.453** | Swivel chair, regular seat, height and depth adjustable seat, Height adjustable backrest, auto-balance synchro tilting mechanism, 3D adjustable PPE armrests



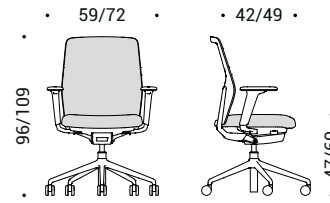
**DCE.454** | Swivel chair, regular seat, height and depth adjustable seat, Height adjustable backrest, auto-balance synchro tilting mechanism, 3D adjustable ALU armrests



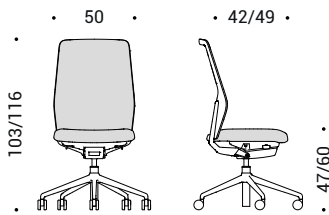
**DCX.450** | Swivel chair, Wide seat, height and depth adjustable seat, Height adjustable backrest, auto-balance synchro tilting mechanism



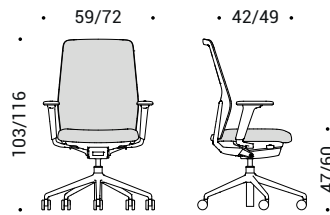
**DCX.453** | Swivel chair, Wide seat, height and depth adjustable seat, Height adjustable backrest, auto-balance synchro tilting mechanism, 3D adjustable PPE armrests



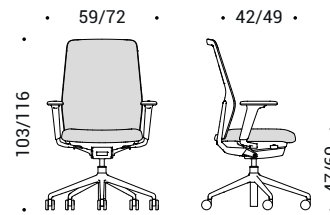
**DCX.454** | Swivel chair, Wide seat, height and depth adjustable seat, Height adjustable backrest, auto-balance synchro tilting mechanism 3D adjustable ALU armrests



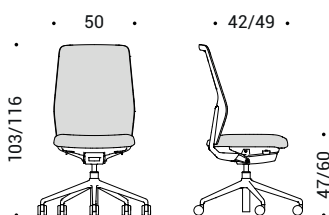
**DCE.550** | Swivel chair, regular seat, height and depth adjustable seat, Height adjustable backrest, auto-balance synchro tilting mechanism



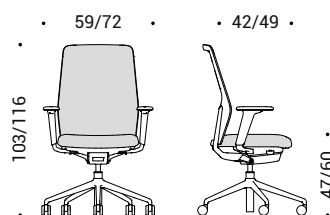
**DCE.553** | Swivel chair, regular seat, height and depth adjustable seat, Height adjustable backrest, auto-balance synchro tilting mechanism, 3D adjustable PPE armrests



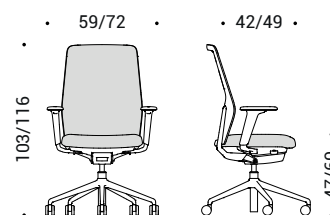
**DCE.554** | Swivel chair, regular seat, height and depth adjustable seat, Height adjustable backrest, auto-balance synchro tilting mechanism, 3D adjustable ALU armrests



**DCX.550** | Swivel chair, Wide seat, height and depth adjustable seat, Height adjustable backrest, auto-balance synchro tilting mechanism



**DCX.553** | Swivel chair, Wide seat, height and depth adjustable seat, Height adjustable backrest, auto-balance synchro tilting mechanism, 3D adjustable PPE armrests



**DCX.554** | Swivel chair, Wide seat, height and depth adjustable seat, Height adjustable backrest, auto-balance synchro tilting mechanism 3D adjustable ALU armrests

## DuoPad | Technical Specification



**Mechanism:** Synchronized tilting mechanism with automatic weight adjustment: During the oscillation movement, the backrest's counterpressure increases proportionally to the force applied. Individual adjustment of the oscillation tension is possible via a dedicated knob. The mechanism can be locked in a vertical sitting position and three intermediate positions by operating a side lever. Available upon request with a forward tilt option (deactivatable). The mechanism shell is made of black polyamide.

**Supporting Structure:** The rear U-shaped die-cast aluminum structure ensures maximum torsional resistance and durability. It supports the backrest shell and transmits the oscillation movement geometry to the backrest and seat. Available in three finishes: polished, chrome-plated, or painted.

**Backrest:** Frame made of technopolymer with a flexible and supportive mesh covering.

**Pad Upholstery:** Categories A, B, C, and F. The layered structure of the backrest combines knitted polyester upholstery fabrics with a soft foam core. Upholstery is available in both fabric and leather, Category E.

**Seat:** Made of cold-foamed polyurethane, 5.5 cm thick, with a structural insert in polypropylene. Upholstered in fabric or leather. The foam, classified as 1IM, complies with all safety and comfort standards. Available on request with a Wide seat option (+4 cm width).

**Seat Depth:** Easily adjustable from the seated position using an intuitive lever located beneath the seat. Adjustment range of 7.5 cm.

**Height Adjustment:** Seat height adjustment is enabled via a lever, allowing for a maximum adjustment range of 13 cm.

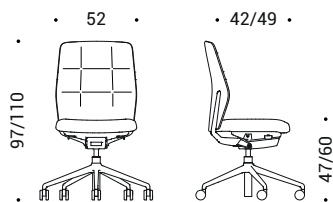
**Armrests:** 3D adjustable in height, depth, and width. An additional width adjustment (4D) is available upon request. Armrest pads are made of soft black thermoplastic polyurethane (TPU). The vertical armrest support is made of die-cast aluminum with an epoxy-painted, polished, or chrome-plated finish.

**Base:** Five-star base made of die-cast aluminum with a chrome-plated, polished, or painted finish matching the structure, or in colored plastic material (black or light gray).

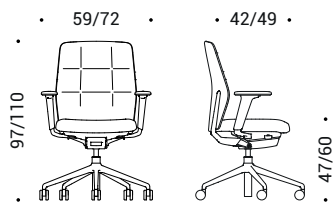
**Castors:** Made of colored plastic material (black), 6 cm diameter, with a soft central element suitable for use on any type of flooring. Automatic safety brake compliant with EN 12529:2001 standards.

**Packaging:** Standard delivery includes the product assembled in a cardboard box. Available upon request in a non-assembled format (assembly must be carried out by qualified specialized personnel).

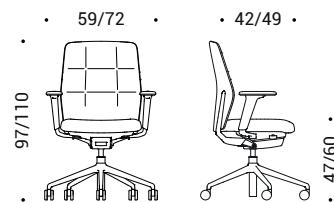
## Dimensions



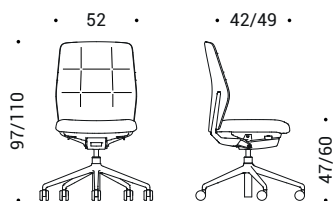
**DCE.460** | Swivel chair, regular seat, height and depth adjustable seat, auto-balance synchro tilting mechanism



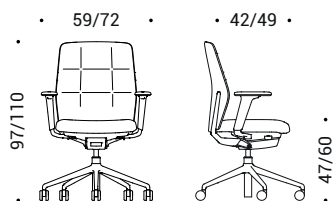
**DCE.463** | Swivel chair, regular seat, height and depth adjustable seat, auto-balance synchro tilting mechanism, 3D adjustable PPE armrests



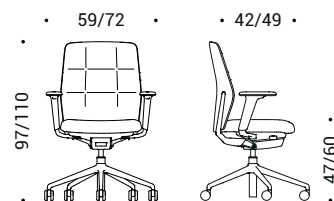
**DCE.464** | Swivel chair, regular seat, height and depth adjustable seat, auto-balance synchro tilting mechanism, 3D adjustable ALU armrests



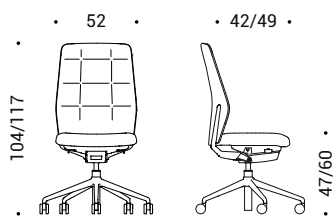
**DCX.460** | Swivel chair, Wide seat, height and depth adjustable seat, auto-balance synchro tilting mechanism



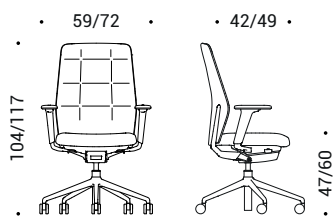
**DCX.463** | Swivel chair, Wide seat, height and depth adjustable seat, auto-balance synchro tilting mechanism, 3D adjustable PPE armrests



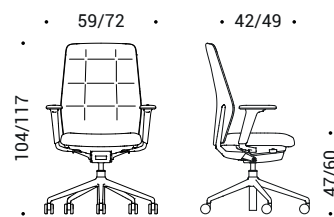
**DCX.464** | Swivel chair, Wide seat, height and depth adjustable seat, auto-balance synchro tilting mechanism 3D adjustable ALU armrests



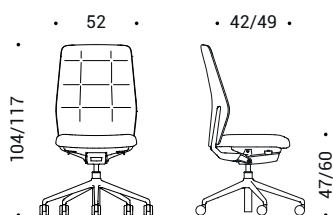
**DCE.560** | Swivel chair, regular seat, height and depth adjustable seat, auto-balance synchro tilting mechanism



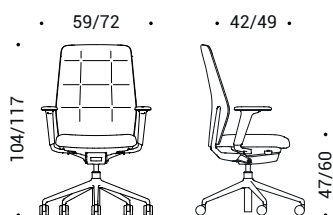
**DCE.563** | Swivel chair, regular seat, height and depth adjustable seat, auto-balance synchro tilting mechanism, 3D adjustable PPE armrests



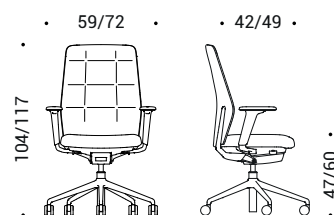
**DCE.564** | Swivel chair, regular seat, height and depth adjustable seat, auto-balance synchro tilting mechanism, 3D adjustable ALU armrests



**DCX.560** | Swivel chair, Wide seat, height and depth adjustable seat, auto-balance synchro tilting mechanism



**DCX.563** | Swivel chair, Wide seat, height and depth adjustable seat, auto-balance synchro tilting mechanism, 3D adjustable PPE armrests



**DCX.564** | Swivel chair, Wide seat, height and depth adjustable seat, auto-balance synchro tilting mechanism 3D adjustable ALU armrests

## Product Finishes

### Aluminum | Base and structure



**070** | Grey  
Powder coated



**111** | Black  
Powder coated



**47** | Polished



**55** | Chromed

### Plastic Material | Base and shell




**070** | Grey




**111** | Black


### Mesh




**Cat. X** | Elastic Mesh  
(7 colors)



**Cat. X** | Tale  
(15 colors)



**Cat. X** | Rhythm  
(9 colors)



**Cat. X** | String  
(2 colors)

### Leather




**Cat. E** | Leather  
(15 colors)

### Fabric



**Cat. A** | Bravo  
(3 colors)



**Cat. B** | Atlantic  
(17 colors)




**Cat. B** | Mini  
(7 colors)



**Cat. B** | Tonal  
(15 colors)



**Cat. C** | Cura  
(15 colors)



**Cat. C** | Mini Melange  
(9 colors)




**Cat. C** | Sealife  
(10 colors)



**Cat. C** | Sotega  
(5 colors)



**Cat. C** | Step  
(8 colors)



**Cat. C** | Step Melange  
(8 colors)



**Cat. F** | Breeze Fusion  
(5 colors)



**Cat. F** | Grain  
(10 colors)



**Cat. K** | Cubic, in combination with Atlantic  
(10 colors)

## Materials Certifications

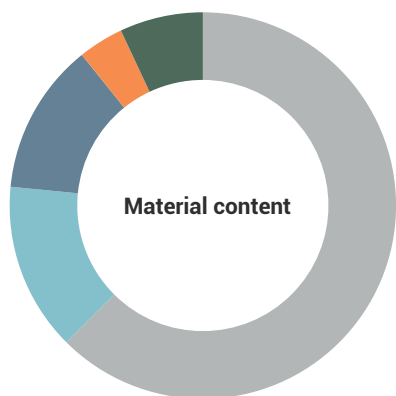
We use fabrics that guarantee high performance in terms of comfort, strength and sustainability. Attention to the health and safety of people and the environment are verified through globally-recognised product certification. Most of the upholstery we use for our seating collections is made from recycled materials which can also be reused at the end of their service life.



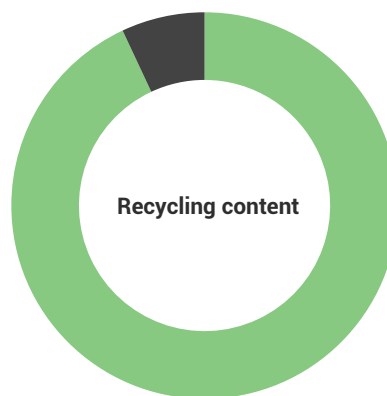
## Sustainability

Our design and production philosophy is based on the pursuit of simplicity in order to create sustainable and durable collections. Our products have an unmistakable design which however is subjected to the carefull evaluation of any possible aspects to improve sustainability, durability and recyclability in accordance with the highest international standards. We believe that our responsible approach may effectively reduce environmental impact of our products throughout the entire lifecycle of the various components. We do not use chemicals hazardous or dangerous to the environment, and the materials we use are tested and evaluated for potentially harmful effects on human health and the environment. Where possible, we reduce packaging materials to a minimum, which also optimises transport volume.

### DuoChair



Materials		%
Plastic	●	62
Metal	●	14
Aluminum	●	13
Polyurethane	●	4
Miscellaneous	●	7
<b>Total</b>		<b>15.8 kg</b>



		%
Recycling	●	93
Not recycling	●	7

The materials we select meet high quality standards, guaranteeing durable and eco-friendly products.

At ICF, we use:

- Ecological and/or post-consumer recycled materials;
- Products free from formaldehyde and toxic substances;
- Finishes free from hexavalent chromium.

Each component of the seat can be disassembled for repair, reuse and recycling.

DuoChair is a chair weighing approximately 15.8 kg and approximately 93% recyclable when completely and correctly separated.

DuoChair is conceived in accordance with the guidelines of eco-design, a technical methodology applied during design of a product in order to reduce that product's carbon footprint and environmental impact.

*Note:*

*Material and Recycling content percentages may vary depending on the specific model evaluated and consequently of the structural materials and finishes of the considered model.*

*The above sustainability contents refer to model DCE.513.*

## Certifications

- EN 1335:2020 - Level A
- BS EN 1335-2:2018
- VOC Emission Test Report in compliance with DE-UZ 117, RAL GZ 430, EU Ecolabel, FEMB (Mini and Mini Melange upholsterys)
- CAM (Mini and Mini Melange upholsterys)
- Leed V4/V4.1 Beta (Mini and Mini Melange upholsterys)
- Ansi Bifma section 7.6.1/7.6.2/7.6.3 (Mini and Mini Melange upholsterys)
- Fire retardant Class 1 IM (Atlantic/Rhythm, Mini and Mini Melange upholsterys)
- Fire retardant Class 1 (Mesh upholstery)

