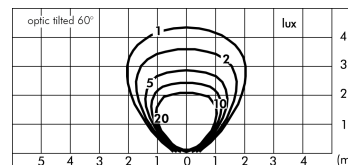

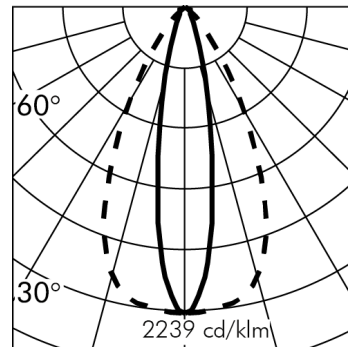
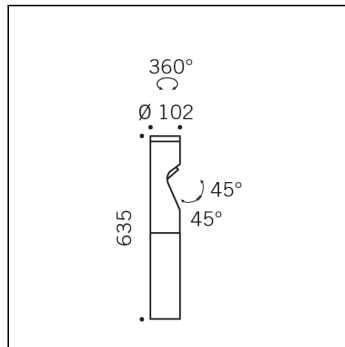


SHIFT BOLLARD H635



NEW
Product is expected to be available from September 2024

S.1452W.24 (Anthracite grey)
1 module LED 3000K 220-240Vac **DIMMABLE DALI2; PUSH**
Bollard



Light Source Technical Data

Light source type:	LED
Colour temperature:	3000K
Rated module luminous flux:	1363lm
Rated luminaire luminous flux:	1004lm
Rated module power:	12.6W
Rated luminaire power:	12.7W
Luminaire efficacy:	79lm/W
ULR:	0%
CIE Flux Code:	97 100 100 100 100
Color Rendering Index:	CRI 90
Standard Deviation Color Matching:	MacAdam step 3

Power Supply Technical Data

Voltage (AC):	220-240Vac
Frequency (AC):	50/60Hz
Voltage (DC):	176-275Vdc (No PUSH DIM)
Dimmable:	DALI2; PUSH PUSH Synchronization: - Max 4 Luminaires, distance <15m; - Max 35 Luminaires, distance <300m with S.2490 accessory.

Temperature and life time Technical Data

LED Lifetime:	L80 B10 70.000h Ta 25°C L80 B10 50.000h Ta 40°C
Lifespan of the LUMINAIRE:	min. 70.000h Ta 25°C min. 50.000h Ta 40°C
Performance ambient temperature:	Tq 25°C
Operating ambient temperature range:	da -20°C a +50°C
Storage temperature range:	da -20°C a +60°C

Technical Installation Data

Electrical insulation class:	II
Protection class IP:	IP65
Mechanical resistance:	IK08
Weight:	4.56Kg
Power cable:	0.2m - H05RNF

SHIFT BOLLARD H635**S.1452W.24 (Anthracite grey)****SPECS SHEET****LUMINAIRE TYPE**

Bollard fitting. IP rating IP 65

MATERIAL CHARACTERISTICS

Aluminium die cast housing in EN AB-47100 (low copper content) and extruded EN AW-6060 with high resistance against corrosion. Stone wash surface treatment prior to painting process. Stainless steel Allen screws with insulating treatment against galvanic corrosion. Pre treated Silicone Gaskets. Painting Process : 3 Step Process

1) Surface treatment with BONDERITE. A heavy metal free chemical surface treatment containing ceramic nano particles giving a cohesive, inorganic and highly dense protective coating. 2) PRE POLYMERIZATION a process of introducing an epoxy primer with excellent characteristics to the paint which also offers very high resistance to oxidation due to its Zinc content. 3) POLYMERIZATION a process with the application of polyester powder with high resistance against UV rays and harsh weather conditions. Resistance test protection for Marine applications for 1200h. Mechanical resistance IK 08

LIGHTING PERFORMANCE

Each spotlight is housed inside a head that can be controlled independently and freely rotated on its axis. Through fixing grains, it can be locked in the desired position. Spotlights integrated in the head can, in turn, be tilted up to a maximum of 90° horizontally and direct the beam downwards or be pushed forward to cover longer distances. The head can also be turned upside down. This additional degree of freedom allows to also direct the beam upwards so to light up, as example, a walkway and an adjacent wall with the same fitting.

INSTALLATION AND MAINTENANCE

The wiring of the fixtures must strictly respect the specifications. Shift Pole: Aluminium pole Ø 102 H 3000mm included. Pole must be fixed to the anchoring base (S.1469) to be securely buried in concrete or to the square plate (S.1468).

WIRING

Supply 0.2m cable section type H05RNF . Single cable entry sealed with B component epoxy resin, wired internally protected by silicon sheaths.. Isolation: CLASS II . Available colours: Black (cod.09), Anthracite grey (cod.24). Weight: 4.56 Kg Glow Wire test: 850°C

LED module included

This luminaire contains built-in LED modules. In case of damage or malfunction please contact the manufacturer to receive additional instructions on how to replace and relative spare parts to order. The LED modules cannot be handled in the luminaire by the end user.

This product contains a light source of energy efficiency class (EPREL - European Product Registry for Energy Labelling): F.


LED modules are engineered accordingly to the existing regulations of Lumen Maintenance (LM80) and Technical Memorandum (TM21), where uniformity and quality of the light is 70,000 hours referred to L80 B10 Ta 25 ° C (50,000 hours referable to L80 B10 Ta 40°C). Lifespan of the luminaire min. 70.000 hours Ta 25°C, min. 50,000 hours at 40°C. Performance Ambient temperature Tq 25°C. Operating ambient temperature range is from -20°C to +50°C. Storage temperature range from -20°C to +60°C.

ELECTRONIC EQUIPMENT SENSITIVE TO OVERVOLTAGE.

We recommend installing surge protection devices "SPD" in the electrical system. Protection devices prevent the intensity of these phenomena's, protecting the appliances from the risk of being damaged and extending the lifespan. Outdoor luminaires are subject to all types of permanent, temporary, or transient electrical disturbances. Such disturbances can create permanent damage or failure affecting its performance and durability. The surge protection device (supplied by SIMES) is utilized to limit the destructive effect of these phenomena. We suggest that each luminaire must be connected to one protection device at not more than 10m away. For correct coordination of the protections, a surge protection device must also be provided inside the electrical panel of the system (the selection of this device must be carried out from the electrical designer and is not supplied by SIMES).

SHIFT BOLLARD H635**S.1452W.24 (Anthracite grey)****ACCESSORIES**

S.1465W
SHIFT ADDITIONAL HEAD WITH 19° OPTIC
LED MODULE 3000K CRI90 1363lm 12,6W 220V-240Vac 50/60Hz
Dimmable DALI 2 / PUSH
Possibility to add to SHIFT BOLLARD AND SHIFT POLE up to two additional heads, obtaining a configuration of two or maximum three heads.



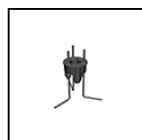
S.1466W
SHIFT ADDITIONAL HEAD WITH 52° OPTIC
LED MODULE 3000K CRI90 1363lm 12,6W 220V-240Vac 50/60Hz
Dimmable DALI 2 / PUSH
Possibility to add to SHIFT BOLLARD AND SHIFT POLE up to two additional heads, obtaining a configuration of two or maximum three heads.



S.1467W
SHIFT ADDITIONAL HEAD WITH ELLIPTIC OPTIC
LED MODULE 3000K CRI90 1363lm 12,6W 220V-240Vac 50/60Hz
Dimmable DALI 2 / PUSH
Possibility to add to SHIFT BOLLARD AND SHIFT POLE up to two additional heads, obtaining a configuration of two or maximum three heads.



S.2499
SURGE PROTECTION DEVICE 10kV CLASS II
Compatible with all lighting fixtures and electronic ballast accessories classified under electrical Protection Class II Rated voltage 230-277V SPD type 2+3 Max Surge Protection 10kV IP67
EACH FIXTURE MUST BE CONNECTED TO ONE SINGLE SURGE PROTECTION DEVICE AT A DISTANCE OF NO MORE THAN 10m AWAY.



S.2148
FLANGE for SHIFT BOLLARD
Flange Ø 102mm to be fixed in concrete with stainless steel screws for fixing in the ground. Footstall dimension can be calculated according to your country norms and ground properties.



S.2490
Signal converter Input PUSH DIM Output DALI 2
Features DALI-2 dimming (1-100%). Control unit for the conversion from push button to DALI-2 interface. Allowed powering up to 35 DALI-2 interface in BROADCAST. Input current typ. 70 Ma - max. 110 Ma. Application in installation boxes. Light regulation 1-100% by means of PUSH: - a short push to turn on and off; - a longer push to increase or decrease light intensity. Dimensions 43mm x 46mm x 18.5mm



S.2492
Virtual Midnight Interface Device IP20
Compact control IP20 module for automatic power reduction / brightness reduction for night-time. The device has an integrated bus supply (20mA) for up to 7 DALI luminaires. Possibility to extend up to max. 64 luminaires through the DALI Expander (S.2494). 2 operating modes are supported: - Operating mode B1: power reduction through mains phase or control phase; - Operating mode B2: power reduction using virtual midnight calculation. All necessary settings can be made using rotary and slide switches. The device must be located before the DALI luminaire inside an electrical cabinet / waterbox / junction box.



S.2493
Virtual Midnight Interface Device IP67
Compact control module for automatic power reduction / brightness reduction for night-time. The device has an integrated bus supply (20mA) that allows to control up to 7 DALI luminaires / DALI control gear. 2 operating modes are supported: - Operating mode B1: power reduction through mains phase or control phase; - Operating mode B2: power reduction using virtual midnight calculation. All necessary settings can be made using rotary and slide switches present on the device present inside the waterbox. The device must be located before the DALI luminaire / DALI control gear.



S.2494
DALI EXPANDER
The IP20 DINrail device is used to extend a DALI circuit via broadcast. The received input signal is amplified and transmitted in broadcast to the DALI luminaires / DALI control gears. The DALI Expander has an integrated DALI bus power supply (200mA) which can control up to a maximum of 64 DALI devices within 300 meters.



S.2497
Virtual Midnight Interface Device IP67 Expander to 64 Luminaires
Compact control module for automatic power reduction / brightness reduction for night-time. The box has a converter from DALI to VIRTUAL MIDNIGHT device and DALI EXPANDER (200mA) device integrated, that allows to control up to 64 DALI luminaires / DALI control gears within 300 meters. 2 operating modes are supported: - Operating mode B1: power reduction through mains phase or control phase; - Operating mode B2: power reduction using virtual midnight calculation. All necessary settings can be made using rotary and slide switches present on the device present inside the waterbox. The device must be located before the DALI luminaire / DALI control gears.

Exclusive distributor for Ireland

Bushell Interiors Ltd - 12 Heaney Ave, Park West - Dublin 12 IRELAND - Tel.: +353 1 6710044 - e-mail: info@bushellinteriors.com

The present technical data sheet and all the information contained is property of SIMES S.p.A. All rights reserved.

We reserve the right to change specifications without prior written notice.

Last update 27/08/2024 - Pag. 3/3