

# Linus LED



Linus is an energy-efficient wall luminaire that is particularly well suited to optimal lighting in corridors and similar. Improved visual comfort is achieved through prismatic optics, prismatic optics ensure optimal light control, the optics have a markedly higher operating efficiency compared to a T5 solution. Cost-saving – no light source changes. Maintenance-friendly luminaire design. Also available with Tunable White.

# Linus LED







## Product- and environment images



# Article codes



Article	Protection	Control gear	Mounting/Connection	Dimensions
<b>3000K</b>				
 <p>8246078759  <b>Linus LED White 1810lm 3000K</b>  <b>Ra&gt;80 On/Off</b>  <b>14W LED</b>            129 lm/W SDCM:3            L90/B10&gt;70,000, L94&gt;50,000            Direct/Indirect 97/3%, Lens C,            prismatic Conical</p>	<p><b>Class I</b>  <b>IP20</b></p>	<p>On/Off</p>	<p>Surface, Indoor            Screwless terminal block</p>	<p>L1170 x W123 x H90</p>
 <p>8246078762  <b>Linus LED White 1810lm 3000K</b>  <b>Ra&gt;80 DALI / Push Dim</b>  <b>14W LED</b>            129 lm/W SDCM:3            L90/B10&gt;70,000, L94&gt;50,000            Direct/Indirect 97/3%, Lens C,            prismatic Conical</p>	<p><b>Class I</b>  <b>IP20</b></p>	<p>DALI / Push Dim</p>	<p>Surface, Indoor            Screwless terminal block</p>	<p>L1170 x W123 x H90</p>
<b>4000K</b>				
 <p>8246078788  <b>Linus LED White 1900lm 4000K</b>  <b>Ra&gt;80 DALI / Push Dim</b>  <b>17W LED</b>            112 lm/W SDCM:3            L90/B10&gt;70,000, L94&gt;50,000            Direct/Indirect 97/3%, Lens C,            prismatic Conical</p>	<p><b>Class I</b>  <b>IP20</b></p>	<p>DALI / Push Dim</p>	<p>Surface, Indoor            Screwless terminal block</p>	<p>L1170 x W123 x H90</p>
 <p>8246078775 <span style="color: orange;">•</span>  <b>Linus LED White 1890lm 4000K</b>  <b>Ra&gt;80 On/Off</b>  <b>14W LED</b>            135 lm/W SDCM:3            L90/B10&gt;70,000, L94&gt;50,000            Direct/Indirect 97/3%, Lens C,            prismatic Conical</p>	<p><b>Class I</b>  <b>IP20</b></p>	<p>On/Off</p>	<p>Surface, Indoor            Screwless terminal block</p>	<p>L1170 x W123 x H90</p>

• = This article is produced by order, with an expected delivery time of 3-4 weeks.