


Lineal Surface







Lineal Surface is a modular system solution for surface mounting, with a perfect, well thought-out design for continuous light in illuminated lines. The efficient lighting solution optimises visual comfort and light quality, and makes Lineal Surface ideal for many applications such as offices, corridors and foyers or as decorative lighting. For each continuous line, you need one or more straight lines and/or corners, a start kit and a front cover. Lineal Surface can be combined with Lineal Cubic Surface/Suspended, enabling creative lighting designs.



Lineal Surface










Product- and environment images













Article	Protection	Control gear	Mounting/Connection	Dimensions
840				
 <p>8246095800 Lineal surface 840 Black 1280lm 3000K Ra>80 DALI / Push Dim 13W LED 98 lm/W SDCM:3 L80/B10>100,000, L93/>50,000 Direct,</p>	<p>Class I IP20 IK08</p>	<p>DALI / Push Dim</p>	<p>Surface, Indoor 5-pole Winsta mini with 5x2,5mm2 through wiring</p>	<p>L841 x W42 x H70</p>
 <p>8246095813 Lineal surface 840 Black 1350lm 4000K Ra>80 DALI / Push Dim 13W LED 104 lm/W SDCM:3 L80/B10>100,000, L93/>50,000 Direct,</p>	<p>Class I IP20 IK08</p>	<p>DALI / Push Dim</p>	<p>Surface, Indoor 5-pole Winsta mini with 5x2,5mm2 through wiring</p>	<p>L841 x W42 x H70</p>
 <p>8246095855 Lineal surface 840 White 1380lm 3000K Ra>80 DALI / Push Dim 13W LED 106 lm/W SDCM:3 L80/B10>100,000, L93/>50,000 Direct,</p>	<p>Class I IP20 IK08</p>	<p>DALI / Push Dim</p>	<p>Surface, Indoor 5-pole Winsta mini with 5x2,5mm2 through wiring</p>	<p>L841 x W42 x H70</p>
 <p>8246095868 Lineal surface 840 White 1450lm 4000K Ra>80 DALI / Push Dim 13W LED 112 lm/W SDCM:3 L80/B10>100,000, L93/>50,000 Direct,</p>	<p>Class I IP20 IK08</p>	<p>DALI / Push Dim</p>	<p>Surface, Indoor 5-pole Winsta mini with 5x2,5mm2 through wiring</p>	<p>L841 x W42 x H70</p>
1120				
 <p>8246095062 Lineal surface 1120 Black 1830lm 4000K Ra>80 DALI / Push Dim 17W LED 108 lm/W SDCM:3 L80/B10>100,000, L93/>50,000 Direct,</p>	<p>Class I IP20 IK08</p>	<p>DALI / Push Dim</p>	<p>Surface, Indoor 5-pole Winsta mini with 5x2,5mm2 through wiring</p>	<p>L1121 x W42 x H70</p>
 <p>8246095826 Lineal surface 1120 Black 1740lm 3000K Ra>80 DALI / Push Dim 17W LED 102 lm/W SDCM:3 L80/B10>100,000, L93/>50,000 Direct,</p>	<p>Class I IP20 IK08</p>	<p>DALI / Push Dim</p>	<p>Surface, Indoor 5-pole Winsta mini with 5x2,5mm2 through wiring</p>	<p>L1121 x W42 x H70</p>

Article	Protection	Control gear	Mounting/Connection	Dimensions
 <p>8246095871 Lineal surface 1120 White 1870lm 3000K Ra>80 DALI / Push Dim 17W LED 110 lm/W SDCM:3 L80/B10>100,000, L93/>50,000 Direct,</p>	<p>Class I IP20 IK08</p>	<p>DALI / Push Dim</p>	<p>Surface, Indoor 5-pole Winsta mini with 5x2,5mm2 through wiring</p>	<p>L1121 x W42 x H70</p>
 <p>8246095884 Lineal surface 1120 White 1970lm 4000K Ra>80 DALI / Push Dim 17W LED 116 lm/W SDCM:3 L80/B10>100,000, L93/>50,000 Direct,</p>	<p>Class I IP20 IK08</p>	<p>DALI / Push Dim</p>	<p>Surface, Indoor 5-pole Winsta mini with 5x2,5mm2 through wiring</p>	<p>L1121 x W42 x H70</p>
 <p>8246095952 Lineal 1120 White Blind profile DALI / Push Dim</p>		<p>DALI / Push Dim</p>	<p>Surface, Indoor 5-pole Winsta mini with 5x2,5mm2 through wiring</p>	<p>L1121 x W42 x H70</p>
 <p>8246095965 Lineal 1120 Black Blind profile DALI / Push Dim</p>		<p>DALI / Push Dim</p>	<p>Surface, Indoor 5-pole Winsta mini with 5x2,5mm2 through wiring</p>	<p>L1121 x W42 x H70</p>
1400				
 <p>8246095839 Lineal surface 1400 Black 2160lm 3000K Ra>80 DALI / Push Dim 21W LED 103 lm/W SDCM:3 L80/B10>100,000, L93/>50,000 Direct,</p>	<p>Class I IP20 IK08</p>	<p>DALI / Push Dim</p>	<p>Surface, Indoor 5-pole Winsta mini with 5x2,5mm2 through wiring</p>	<p>L1401 x W42 x H70</p>
 <p>8246095842 Lineal surface 1400 Black 2270lm 4000K Ra>80 DALI / Push Dim 21W LED 108 lm/W SDCM:3 L80/B10>100,000, L93/>50,000 Direct,</p>	<p>Class I IP20 IK08</p>	<p>DALI / Push Dim</p>	<p>Surface, Indoor 5-pole Winsta mini with 5x2,5mm2 through wiring</p>	<p>L1401 x W42 x H70</p>
 <p>8246095897 Lineal surface 1400 White 2320lm 3000K Ra>80 DALI / Push Dim 21W LED 110 lm/W SDCM:3 L80/B10>100,000, L93/>50,000 Direct,</p>	<p>Class I IP20 IK08</p>	<p>DALI / Push Dim</p>	<p>Surface, Indoor 5-pole Winsta mini with 5x2,5mm2 through wiring</p>	<p>L1401 x W42 x H70</p>

Article	Protection	Control gear	Mounting/Connection	Dimensions
 <p>8246095907 Lineal surface 1400 White 2440lm 4000K Ra>80 DALI / Push Dim 21W LED 116 lm/W SDCM:3 L80/B10>100,000, L93/>50,000 Direct,</p>	<p>Class I IP20 IK08</p>	<p>DALI / Push Dim</p>	<p>Surface, Indoor 5-pole Winsta mini with 5x2,5mm2 through wiring</p>	<p>L1401 x W42 x H70</p>
2800				
 <p>8249044968 Lineal 2800 Front</p>			<p>Indoor</p>	<p>L2800 x W38 x H4</p>
5600				
 <p>8249044971 Lineal 5600 Front</p>			<p>Indoor</p>	<p>L5600 x W38 x H4</p>
8400				
 <p>8249044984 Lineal 8400 Front</p>			<p>Indoor</p>	<p>L8400 x W38 x H4</p>
Corner				
 <p>8246094720 Lineal Corner Black 1740lm 3000K Ra>80 DALI / Push Dim 17W LED 102 lm/W SDCM:3 L80/B10>100,000, L93/>50,000 Direct,</p>	<p>Class I IP20 IK08</p>	<p>DALI / Push Dim</p>	<p>Suspended, Indoor 1x2m wire kit w/ceiling bracket 5-pole Winsta mini with 5x2,5mm2 through wiring</p>	<p>L642 x W42 x H70 x D571</p>
 <p>8246094733 Lineal Corner Black 1830lm 4000K Ra>80 DALI / Push Dim 17W LED 108 lm/W SDCM:3 L80/B10>100,000, L93/>50,000 Direct,</p>	<p>Class I IP20 IK08</p>	<p>DALI / Push Dim</p>	<p>Suspended, Indoor 1x2m wire kit w/ceiling bracket 5-pole Winsta mini with 5x2,5mm2 through wiring</p>	<p>L642 x W42 x H70 x D571</p>
 <p>8246094746 Lineal Corner White 1870lm 3000K Ra>80 DALI / Push Dim 17W LED 110 lm/W SDCM:3 L80/B10>100,000, L93/>50,000 Direct,</p>	<p>Class I IP20 IK08</p>	<p>DALI / Push Dim</p>	<p>Suspended, Indoor 1x2m wire kit w/ceiling bracket 5-pole Winsta mini with 5x2,5mm2 through wiring</p>	<p>L642 x W42 x H70 x D571</p>






Article codes



Article	Protection	Control gear	Mounting/Connection	Dimensions
 <p>8246094759 Lineal Corner White 1970lm 4000K Ra>80 DALI / Push Dim 17W LED 116 lm/W SDCM:3 L80/B10>100,000, L93/>50,000 Direct,</p>	<p>Class I IP20 IK08</p>	<p>DALI / Push Dim</p>	<p>Suspended, Indoor 1x2m wire kit w/ceiling bracket 5-pole Winsta mini with 5x2,5mm2 through wiring</p>	<p>L642 x W42 x H70 x D571</p>
Extension kit				
 <p>8241000347 Lineal Wall Extension kit White</p>				L115 x W93 x H64
 <p>8241000348 Lineal Wall Extension kit Black</p>				L115 x W93 x H64
 <p>8241000355 Lineal T-ceiling Extension kit White</p>			Indoor	L120 x W94 x H65
 <p>8241000356 Lineal T-ceiling Extension kit Black</p>			Indoor	L120 x W94 x H65
Start kit				
 <p>8241000344 Lineal Wall Start kit White DALI / Push Dim</p>		DALI / Push Dim	Cable 5x0,75mm ² 2,5m Halogen free	L265 x W265 x H70
 <p>8241000346 Lineal Wall Start kit Black DALI / Push Dim</p>		DALI / Push Dim	Cable 5x0,75mm ² 2,5m Halogen free	L265 x W265 x H70
 <p>8241000353 Lineal T-ceiling Start kit White</p>			Indoor Cable 2,5m 5x0,75 mm2	L285 x W240 x H28
 <p>8241000354 Lineal T-ceiling Start kit Black</p>			Indoor Cable 2,5m 5x0,75 mm2	L285 x W240 x H28
 <p>8246095910 Lineal surface Start kit Black DALI / Push Dim</p>		DALI / Push Dim	Indoor Wire Cable 5x0,75mm ² 2,5m Halogen free	L140 x W140 x H55

Article codes



Article	Protection	Control gear	Mounting/Connection	Dimensions
 8246095923 Lineal surface Start kit White DALI / Push Dim		DALI / Push Dim	Indoor Wire Cable 5x0,75mm ² 2,5m Halogen free	L140 x W140 x H55
Others				
 8249045116 Lineal Wire kit 1 x 2m		DALI / Push Dim	Indoor	
Accessories				
 212198 Black T-carrier ceiling bracket Aluminium				L30 x W20 x H5
 8249045077 Lineal 2240 White Blind profile Front				L2240 x W38 x H4
 8249045080 Lineal 2240 Black Blind profile Front				L2240 x W38 x H4