



# Storagewall

A highly adaptable, modular system that can be easily configured to suit the confines of any space.

Spacestor®

# Signature

A highly adaptable, modular office storage system that can be easily reconfigured

## Variations



Doors Module - Low  
SWS-FHD



Drawers Module  
SWS-3DW



Doors Module - High  
SWS-FHD



Split Doors Module  
SWS-DDR



Open Front Module  
SWS-OPN



Display Module  
SWS-FDS



Display Module Backless  
SWS-FDN



Doors & Display Module  
SWS-DDS



Drawers & Display Module  
SWS-3DS



Drawers & Doors Module  
SWS-3DR



Bifold Door Module  
SWS-BIF



Link Module  
SWS-LNK

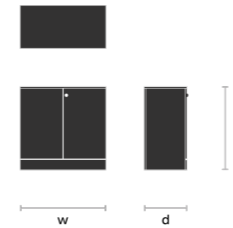


Tambour Module  
SWS-HTM



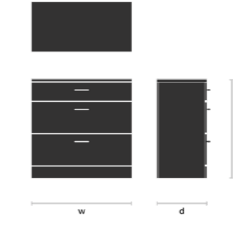
Side Tambour Module  
SWS-STM

## Dimensions



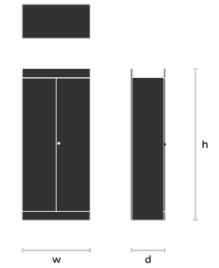
Doors Module - Low

Depth: 500  
Heights: 726/982/1110  
Widths: 400/500/600/800/1000



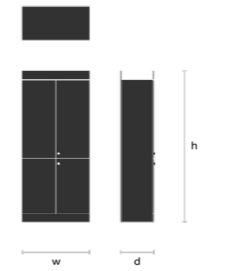
Drawers Module

Depth: 500  
Height: 982  
Widths: 800/1000



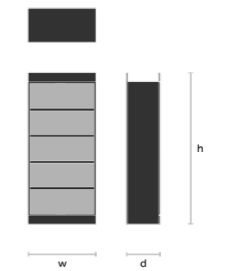
Doors Module - High

Depth: 500  
Heights: 1398/1814/2070/2294/2550  
Widths: 400/500/600/800/1000



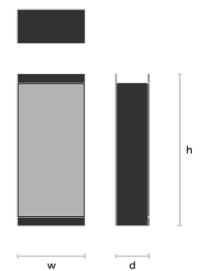
Split Doors Module

Depth: 500  
Heights: 2070/2294/2550  
Widths: 400/500/600/800/1000



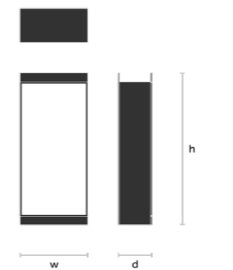
Open Front Module

Depth: 500  
Heights: 2070/2294/2550  
Widths: 800/1000



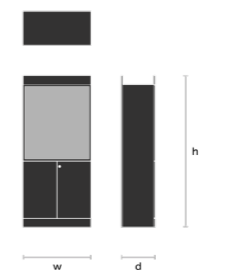
Display Module

Depth: 500  
Heights: 1814/2080/2294/2550  
Widths: 800/1000



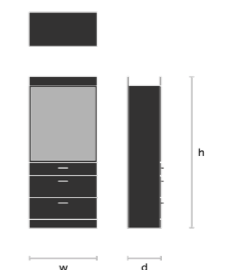
Display Module Backless

Depth: 500  
Heights: 2070/2294/2550  
Widths: 800/1000



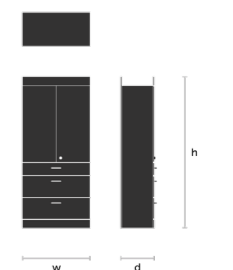
Doors & Display Module

Depth: 500  
Heights: 1814/2080/2294/2550  
Widths: 800/1000



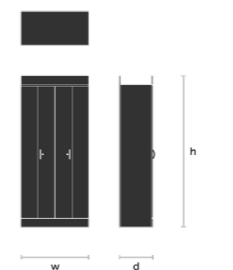
Drawers & Display Module

Depth: 500  
Heights: 2070/2294/2550  
Widths: 800/1000



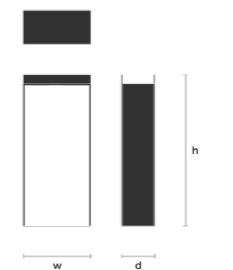
Drawers & Doors Module

Depth: 500  
Heights: 2070/2294/2550  
Widths: 800/1000



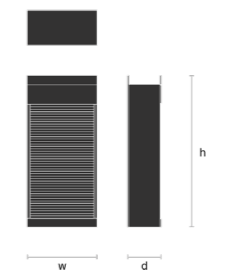
Bifold Door Module

Depth: 500  
Heights: 2070/2294/2550  
Widths: 800/1000



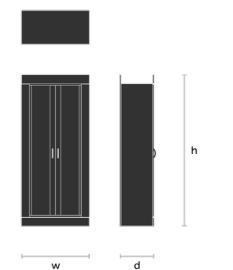
Link Module

Depth: 500  
Heights: 2070/2294/2550  
Widths: 800/1000



Tambour Module

Depth: 500  
Heights: 2070/2294/2550  
Widths: 800/1000



Side Tambour Module

Depth: 500  
Heights: 2070/2294/2550  
Widths: 800/1000

# Sorted

A highly adaptable, modular system which can be easily reconfigured to suit the confines of any space.

## Variations



Doors Module - Low  
SOR-FHD (L)



Drawers Module  
SOR-3DW



Doors Module  
SOR-FHD (H)



Split Doors Module  
SOR-DDR



Open Front Module  
SOR-OPN



Display Module  
SOR-FDS



Doors & Display Module  
SOR-DDS



Drawers & Display Module  
SOR-3DS

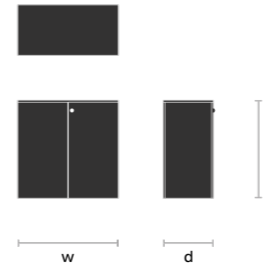


Drawers & Doors Module  
SOR-3DR



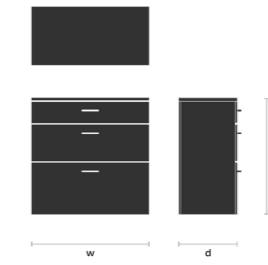
Tambour Module  
SOR-HTM

## Dimensions



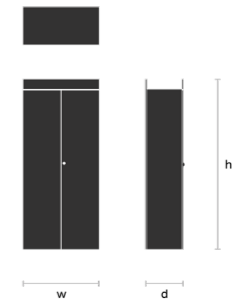
Doors Module - Low

Depth: 500  
Heights: 726/982/1110  
Widths: 400/500/600/800/1000



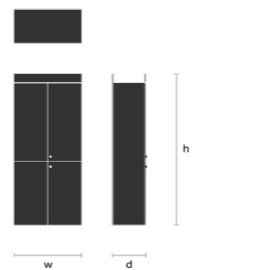
Drawers Module

Depth: 500  
Height: 982  
Widths: 800/1000



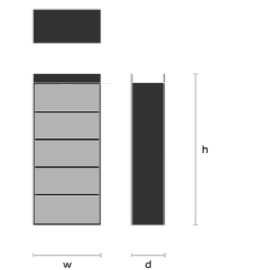
Doors Module - High

Depth: 500  
Heights: 1398/1814/2070/2294/2550  
Widths: 400/500/600/800/1000



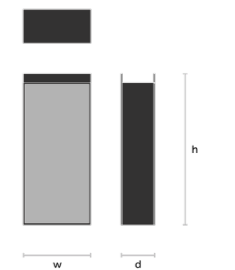
Split Doors Module

Depth: 500  
Heights: 2070/2294/2550  
Widths: 400/500/600/800/1000



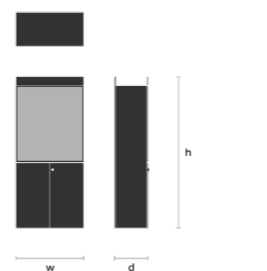
Open Front Module

Depth: 500  
Heights: 2070/2294/2550  
Widths: 800/1000



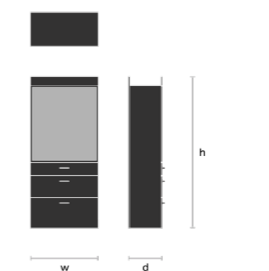
Display Module

Depth: 500  
Heights: 2070/2294/2550  
Widths: 800/1000



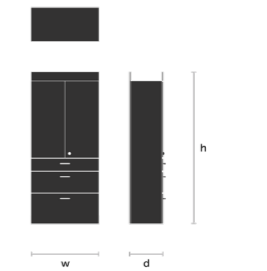
Doors & Display Module

Depth: 500  
Heights: 1814/2080/2294/2550  
Widths: 800/1000



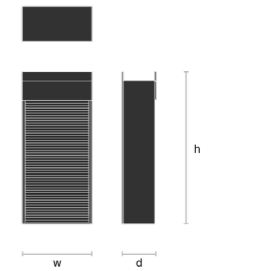
Drawers & Display Module

Depth: 500  
Heights: 2070/2294/2550  
Widths: 800/1000



Drawers & Doors Module

Depth: 500  
Heights: 2070/2294/2550  
Widths: 800/1000




Drawers & Doors Module

Depth: 500  
Heights: 2070/2294/2550  
Widths: 800/1000

## Display Module options



Non-Locking Glass Doors  
GLS



Magazine Display Insert  
MDI



Pigeonhole Insert  
PHI




LED Downlighter Kit  
LDK

## Topbox Storage



480h Topbox  
T48

## Top Style



Matching Capping  
CAP



Contrasting Worktop  
WTP



Plinth to Ceiling  
PLN



Large Infill to Ceiling  
INC

## Framework Construction



MFC Sidewall  
MFC

\*Signature only



Aluminium Frame Sidewall  
ALU

## Back Style



Unfinished Structural Back  
WAB



Finished Visual Back  
RDB


## Accessories



Glass shelf (3-Pack)  
GLS




MFC shelf  
MFS



Shelf divider  
SHD


\*Signature only




Vertical compartment  
divider  
VDV



Plain steel shelf  
PSS




Combi steel shelf  
CSS



Lateral filing frame  
LAT




Pull-out reference  
shelf  
REF



Roll-out filing frame  
RF3




Filing frame shallow  
drawer  
insert  
SDB



Shallow drawer  
divider  
SDV



Filing frame deep  
drawer insert  
DDB



Deep drawer  
divider  
DDV




Gratnell tray -  
Shallow  
GRS



Gratnell tray -  
Medium  
GRM




Gratnell Tray -  
Deep  
GRD



Gratnell ladder rack  
GRR



24 Slot Pigeonhole  
unit  
PH2



Venting Kit  
VEN



Fridge & venting kit  
FRG



Built-in Fridge  
FRB



Recycle Bin  
BIN



Coat hook  
CTH



Coat rail  
CTR



Coat rail hangar -  
wood  
CRW



Coat rail hangar -  
chrome  
CRC



Standard locking  
Handle  
SR1

# Coats Cupboards

Chic, designer coat storage for high traffic environments with agile worker control options.

## Variations



Doors Module  
CTS-FHD

## Accessories



MFC Shelf  
MFS



Venting Kit  
VEN



Coat Hook  
CTH



Coat Rail  
CTR



Coat Rail Hanger - Wood  
CRW

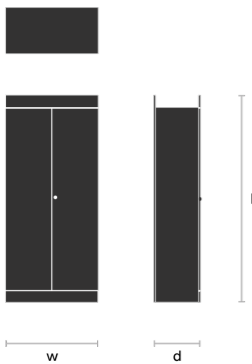


Coat Rail Hanger - Chrome  
CRC



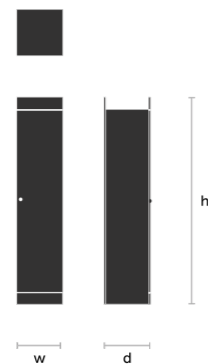
Umbrella Storage  
UMB

## Dimensions



Doors Module

Depth: 600  
Heights: 2070/2294/2550  
Widths: 800/1000



Doors Module Single

Depth: 600  
Heights: 2070/2294/2550  
Widths: 400/500/600



# Snugglestor

An upholstered alcove with ultimate design appeal, for offices with personality.

## Variations



Single  
SGS-HBS



Double  
SGS-HBD



Backless Single  
SGS-HOS



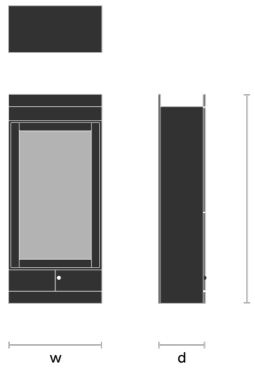
Backless Double  
SGS-HOD

## Accessories



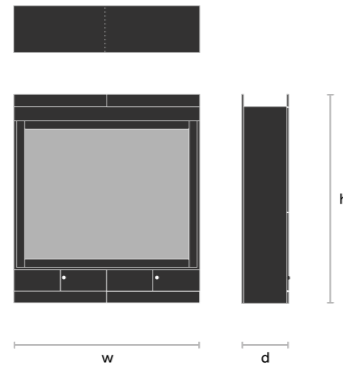
Cushion  
CUH

## Dimensions



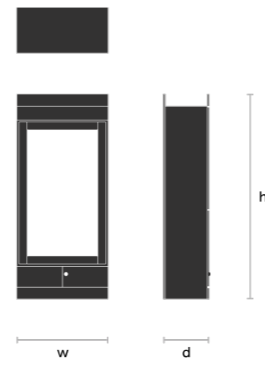
Doors Module

Depth: 500  
Heights: 2070/2294/2550  
Widths: 800/1000



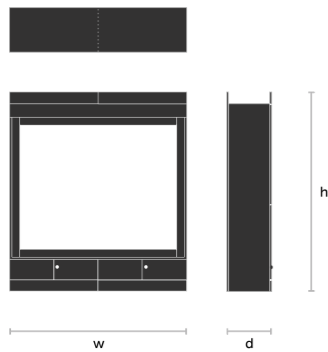
Doors Module Single

Depth: 500  
Heights: 2070/2294/2550  
Widths: 1600/2000



Doors Module Single

Depth: 500  
Heights: 2070/2294/2550  
Widths: 800/1000



Doors Module

Depth: 500  
Heights: 2070/2294/2550  
Widths: 1600/2000



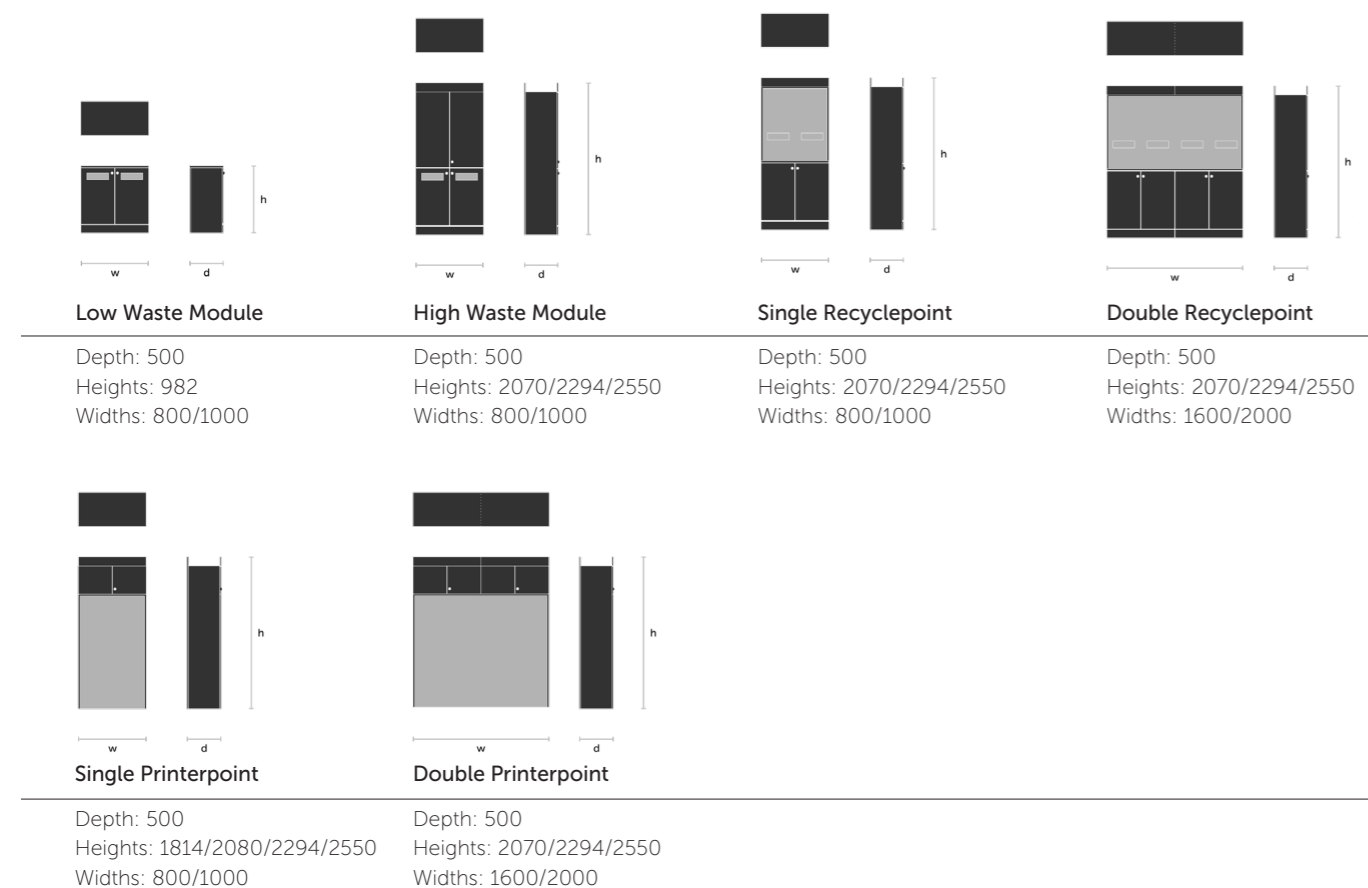
# Recycle & Printer Points

Designer, customisable, recycling and printing stations for all workplace waste management, recycling and print station needs.


## Variations




## Dimensions



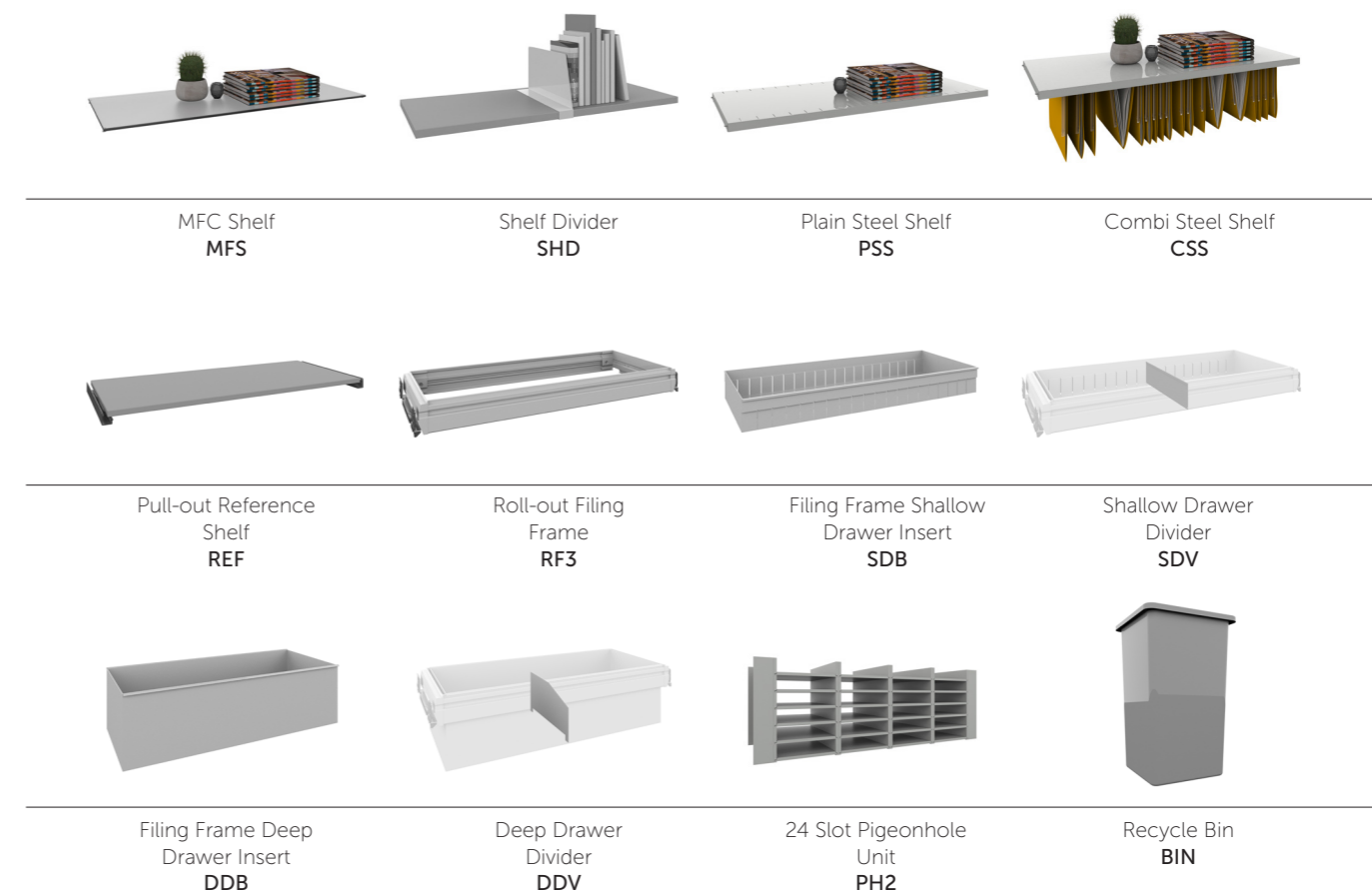
## Integrated Waste Options



## Top Cable Access



## Accessories



# Teapoint

Attract and retain top talent with quality refreshment facilities.

## Variations



Wakeup  
TPS-WAK



Wakeup Plus  
TPS-WKP

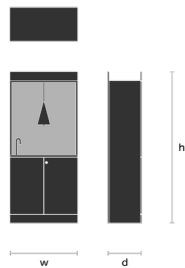


Breakout  
TPS-BKO



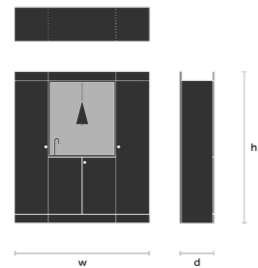
Breakout Plus  
TPS-BKP

## Dimensions



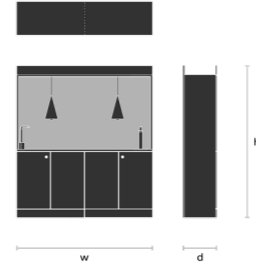
Wakeup

Depth: 600  
Heights: 2070/2295/2550  
Widths: 800/1000



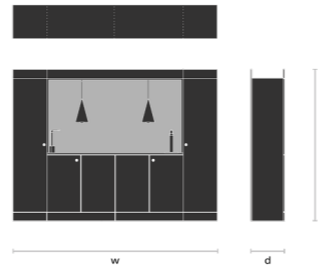
Wakeup Plus

Depth: 600  
Heights: 2070/2294/2550  
Widths: 1600/2000



Breakout

Depth: 600  
Heights: 2070/2294/2550  
Widths: 1600/2000



Breakout Plus

Depth: 600  
Heights: 2070/2294/2550  
Widths: /3000

## Smart Taps



Top Brewer App-controlled  
Beverage Tap  
TBW



Instant Hot/Cold Tap  
IHC

## Sink Options



Mini Sink Bowl  
MSB



Small Sink  
SSK




Sink & Drainer  
SDR


## Integrated Waste Options



Waste Port  
WPT



Waste Flap  
WFP




Door Waste Slot  
DWS




Fold-out Bin System  
WFO


## Accessories




MFC Shelf  
MFS



Shelf Divider  
SHD



Plain Steel Shelf  
PSS



Combi Steel Shelf  
CSS



Fridge & Venting Kit  
FRG



Built-in Fridge  
FRB



Recycle Bin  
BIN



# Mediastor

Media-integrated storage for a professional presentation.

## Variations



Single  
MES-DAS

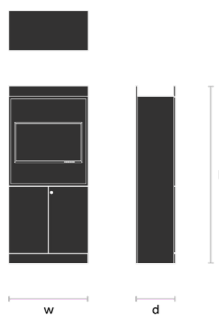


Double  
MES-DAD




Videowall  
MES-VID

## Dimensions



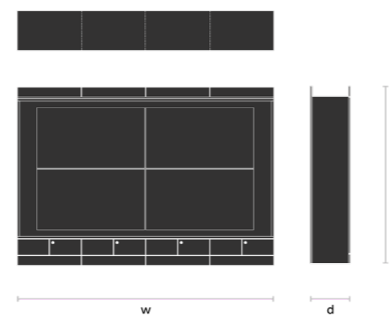
Single

Depth: 500  
Heights: 2070/2295/2550  
Widths: 800/1000



Double

Depth: 500  
Heights: 2070/2294/2550  
Widths: 1600/2000



Videowall

Depth: 500  
Heights: 2070/2294/2550  
Widths: 3200/4000

## Screen Surround Style



Alcove  
MAL



Frame  
MFR

## Media AV Options



Touchscreen  
TMN



High Definition Monitor  
MON




Smartboard Kit  
SMB


## Accessories



MFC Shelf  
MFS



Shelf Divider  
SHD



Plain Steel Shelf  
PSS



Roll-out Equipment  
Shelf  
RES



19" Equipment Rack  
RCK



Fridge & Venting Kit  
VEN



# Edustor

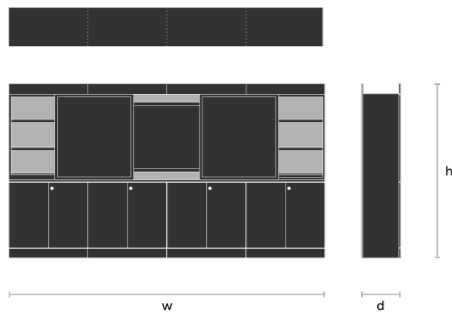
Create an efficient, distraction-free education space.

## Variations



Edustor  
TES-LS1

## Dimensions



Edustor

Depth: 500  
Heights: 2070/2295/2550  
Widths: 800/1000

## Media AV Options



Touchscreen  
TMN



High Definition Monitor  
MON



Smartboard Kit  
SMB




Whiteboard  
WHB


## Accessories




MFC Shelf  
MFS




Shelf Divider  
SHD



Plain Steel Shelf  
PSS



Combi Steel Shelf  
CSS




Lateral Filing Frame  
LAT




Pull-out Reference  
Shelf  
REF



Roll-out Filing Frame  
RF3




Filing Frame  
Shallow Drawer  
Insert  
SDB




Shallow Drawer  
Divider  
SDV



Filing Frame Deep  
Drawer Insert  
DDB



Deep Drawer  
Divider  
DDV



Gratnell Tray -  
Shallow  
GRS



Gratnell Tray -  
Medium  
GRM



Gratnell Tray -  
Deep  
GRD



Gratnell Ladder  
Rack  
GRR




24 Slot Pigeonhole  
Unit  
PH2

## Handles & Locks




Locking Handle  
SR1



Flush Keylock  
SR4



Push Catch  
PCS



Non-locking Handle  
SR1F



D Handle  
SR7



T-Bar Handle  
TB1



Flush Handle - Round  
FL1



Flush Handle - Rectangular  
FL2



Knob  
SR9

## Finishes

- **MFC 1:** Platinum White, Light Grey, Taupe Grey, Stone Grey, Dakar Grey, Dust Grey, Onyx Grey, Graphite Grey, Black
- **MFC 2:** Cream, Black, Titanium, Graphite, Walnut, Cherry, Ash
- **MFC 3:** Driftwood, Cordoba Olive, Jackson Pine, Gloss White, White Drywipe, Swiss krono Collection
- **MFC 4:** Perfectsense Collection
- **Laminates 1:** Polyray Collection
- **Laminates 2:** Formica Collection
- **Laminates 3:** Fenix Collection
- **Veneers 1:** White American Oak, Crown Steamed Beech, Crown American Cherry, Crown Ash
- **Veneers 2:** Crown Maple, American Walnut
- **Lacquered Plywood**



## CALIFORNIA COOL



## LONDON DESIGN

+020 8997 7899  
sales@spacestor.com  
www.spacestor.com