

# new perspectives on scandinavian design



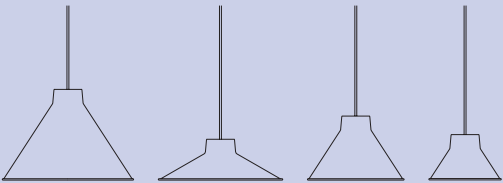

**Muuto is rooted in the Scandinavian design tradition characterized by enduring aesthetics, functionality, craftsmanship and an honest expression. By expanding this heritage with forward-looking materials, techniques and bold creative thinking, our ambition is to deliver new perspectives on Scandinavian design. In fact our name, Muuto, comes from muutos, meaning new perspective in Finnish. We handpick leading contemporary designers who are strong interpreters of our philosophy and combine their talents with the passionate Muuto creative team. You will know our design because it has muutos: objects made sublime through new perspectives, enjoyed across the world, representing the best of Scandinavian design today.**

**new perspectives on scandinavian design**


Spanning the whole spectrum of lighting—table, floor, portable and wall lamps as well as pendants—our collection is designed with forward-thinking functionality at its core. This allows you to adapt each design to the unique atmosphere of a space, adding a contemporary yet enduring sentiment that remains a strong presence even when not in use. These are our new perspectives on modern lighting.

overview  
inspiration  
general information

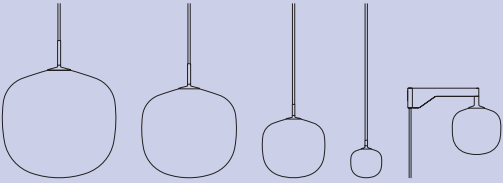
3  
6  
54



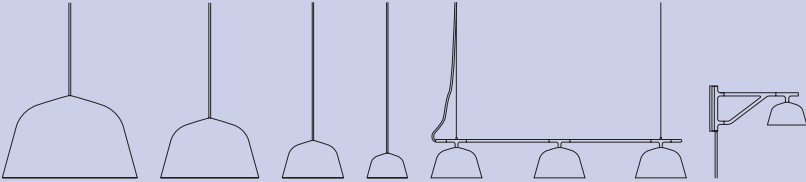
**Top Pendant Lamp Series**  
Ø 38 / 36 / 28 / 21 cm **16**



**Strand Pendant Lamp Series**  
Closed: Ø 80 / 60 / 45 cm  
Open: Ø 60 / 40 / 28 cm **18**



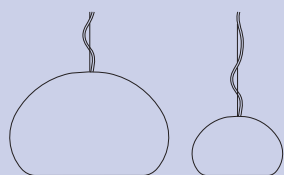
**Rime Lamp Series**  
Pendants: Ø 45 / 37 / 25 / 12 cm  
Wall: L 23 cm **20**



**Ambit Lamp Series**  
Pendants: Ø 55 / 40 / 25 / 16,5 cm  
Rail: L 126 cm  
Wall: L 40,7 cm **24**

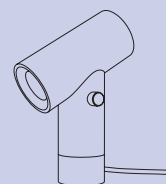


**Linear Lamp Series**  
Pendants: L 87,2 / 169,2 cm  
Table: H 36,5 cm **28**




**Fluid Pendant Lamp Series**  
Ø 42 / 23 cm

**30**



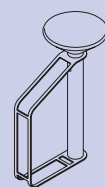
**Beam Table Lamp**  
H 26,2 cm

**39**




**Under The Bell Pendant Lamp Series**  
Ø 82 / 55 cm

**32**



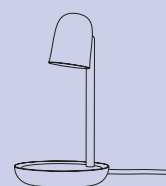
**Piton Portable Lamp**  
H 32,1 cm

**40**



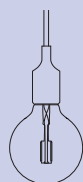
**Unfold Pendant Lamp**  
Ø 32,5 cm

**34**




**Focus Table Lamp**  
H 29 cm

**42**



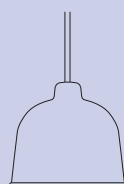
**E27 Pendant Lamp**  
Ø 12,5 cm

**36**



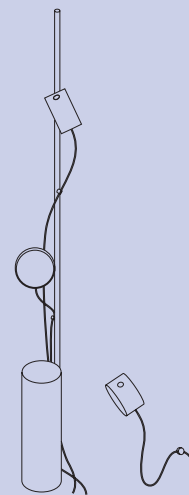
**Control Table Lamp**  
H 21,5 cm

**43**



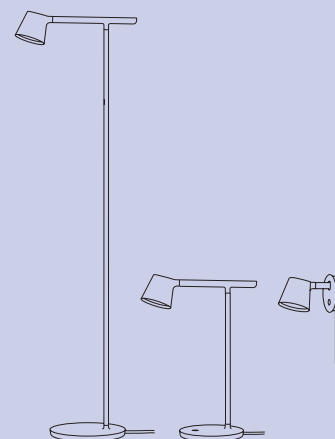
**Grain Pendant Lamp**  
Ø 21 cm

**38**



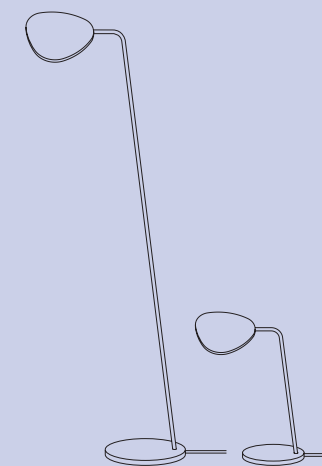
**Post Lamp Series**  
Floor: H 136, 2 cm  
Wall: Ø 9,5 cm

**44**



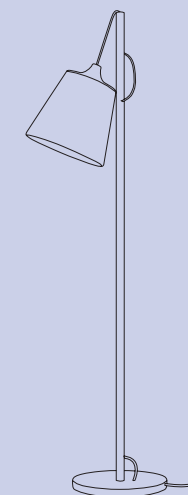
**Tip Lamp Series**  
Floor: H 110,8 cm  
Table: H 40 cm  
Wall: Ø9,5 cm

**46**



**Leaf Lamp Series**  
Floor: H 119 cm  
Table: H 41,5 cm

**50**



**Pull Floor Lamp**  
H 150 cm

**52**



Strand Pendant Lamp  
by Benjamin Hubert



Tip Floor Lamp  
by Jens Fager

“The Strand Pendant Lamp is designed in a unique cocoon material that filters light through for a comfortable glow, paired with its elegant shapes.”

—Benjamin Hubert





Post Floor & Wall Lamp  
by Earnest Studio





Ambit Pendant Lamp  
by TAF Studio

“Top Pendant Lamp is our interpretation of the archetypical cone-shaped pendant, with a universal and simple design. The lamp’s distinctive top encases its most innovative part—the energy-efficient LED light source.”

—Big-Game



Top Pendant Lamp  
by Big-Game





Beam Table Lamp  
by Tom Chung

“The idea for Beam was to give as many possibilities to control the light as possible, while offering a poetic and interactive experience of light.”

—Tom Chung



Rime Pendant Lamp  
by TAF Studio



Unfold Pendant Lamp  
by Form Us With Love

Tip Table Lamp  
by Jens Fager



E27 Pendant Lamp  
by Mattias Ståhlbom

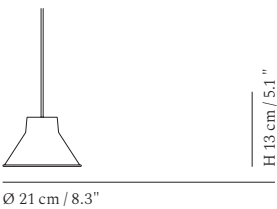
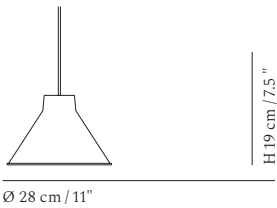
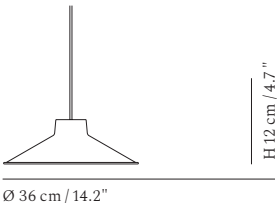
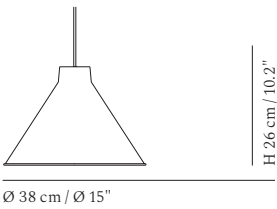




top  
pendant lamp

by Big-Game

With its universal and simple design, Top Pendant is a contemporary reinterpretation of the archetypical cone-shaped pendant. Its top is a striking feature designed to neatly fit its compact LED light source. Manufactured in spun steel with a graphic rolled hem.



**Material**  
Spun steel shade with a high gloss wet paint finish. PVC cord. Socket in nylon.

**Light Source**  
Ø38 - GX53, 9W SBLED. Included Light Source: GX53, 9W SBLED, 500 lm, 2.700K, CRI >90, dimmable.  
Ø36 - GX53, 6W SBLED. Included Light Source: GX53, 6W SBLED, 350 lm, 2.700K, CRI >90, dimmable.  
Ø28 - GX53, 9W SBLED. Included Light Source: GX53, 9W SBLED, 500 lm, 2.700K, CRI >90, dimmable.  
Ø21 - GX53, 6W SBLED. Included Light Source: GX53, 6W SBLED, 350 lm, 2.700K, CRI >90, dimmable.

**Versions**  
EU, UK, AUD/NZL






With its cocoon material filtering light through for a warm, comfortable glow, the Strand Pendant Lamp hovers almost cloud-like in space, bringing comfort, harmony and a refined sensitivity to any room.



# strand pendant lamp

by Benjamin Hubert




Closed Ø 80 cm / 31.5"



Closed Ø 60 cm / 23.6"



Closed Ø 45 cm / 17.7"



Open Ø 60 cm / 23.6"



Open Ø 40 cm / 15.7"



Open Ø 28 cm / 11"



## Material

Cocoon layer with an inner steel structure, a PVC cord and PVC covered steel wire. Cocoon resin is a cocoon composite material that is sprayed onto a steel frame through a 3-step process of fiber web, cocoon plastic and protective top coating.

## Light Source

Ø80 – EU/US: E27/E26, max. 60W Incandescent, 30W SBCFL or 25W SBLED. Light Source not included. Recommended light source: Type G125, Ø125 x 175 mm, E27/E26, max. 60W Incandescent, 30W SBCFL or 25W SBLED.

Ø60 – EU/US: E27/E26, max. 60W Incandescent, 30W SBCFL or 25W SBLED. Light Source not included. Recommended light source: Type G125, Ø125 x 175 mm, E27/E26, max. 60W Incandescent, 30W SBCFL or 25W SBLED.

Ø45 – EU/US: E27/E26, max. 60W Incandescent, 30W SBCFL or 25W SBLED. Light Source not included. Recommended light source: Type G80, Ø80 x 115 mm, E27/E26, max. 60W Incandescent, 30W SBCFL or 25W SBLED.

Ø40 – EU/US: E27/E26, max. 40W Incandescent, 13W SBCFL or 13W SBLED. Light Source not included. Recommended light source: Type G80, Ø80 x 115 mm, E27/E26, max. 40W Incandescent, 13W SBCFL or 13W SBLED.

Ø28 – EU/US: E27/E26, max. 40W Incandescent, 13W SBCFL or 13W SBLED. Light Source not included. Recommended light source: Type G80, Ø80 x 115 mm, E27/E26, max. 40W Incandescent, 13W SBCFL or 13W SBLED.

## Versions


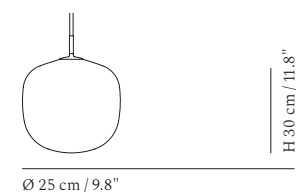
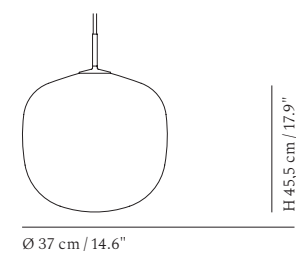
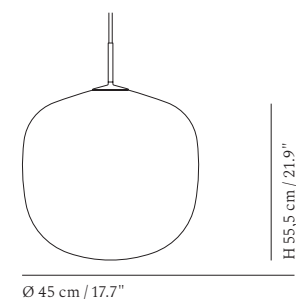

EU, UK, US, AUD/NZL, EURASIA, CHN



The Rime Pendant Lamp brings an elegant, new perspective to the glass pendant through the use of mouth-blown semi-transparent glass.

## rime pendant lamp

by TAF Studio



Black

White

Orange

Grey

### Material

Mouth-blown glass shade that has been sandblasted. Aluminum, powder coated top-piece and pendant tube. PVC cord.

### Light Source

Ø45 – EU/US: E27/E26, max. 60W Incandescent or 18W SBLED. Light source not included. Recommended light source: Type A67, Ø77 x 145 mm, E27/E26, max. 60W Incandescent or 18W SBLED.

Ø37 – EU/US: E27/E26, max. 60W Incandescent or 18W SBLED. Light source not included. Recommended light source: Type A60, Ø60 x 110 mm, E27/E26, max. 60W Incandescent or 18W SBLED.

Ø25 – EU/US: E14/E12, max. 40W Incandescent or 10W SBLED. Light source not included. Recommended light source: Type P45, Ø45 x 80 mm, E14/E12, max. 40W Incandescent or 10W SBLED.

Ø12 – EU: G9, max 25W Incandescent. Included light source: G9, 3W LED, 200 lm, 2.700K, 20.000h, CRI >90, dimmable.

### Versions

EU, UK, US (except Ø12), AUD/NZL, CHN


Please note that the availability of this product or specific variants of it may vary across regions.



rime  
wall lamp

by TAF Studio

The Rime Wall Lamp is inspired by the shape of acorns for its subtle lines while hinting towards the shaded expression of ice and rime for the glass of the design, allowing for light to shine slightly through with a refined touch.



Black



White



Orange



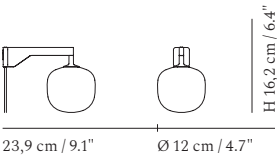
Grey

**Material**  
Shade in mouthblown, sandblasted glass. Arm in pressure die-casted and powder-coated aluminum. Wall bracket in chrome-plated steel. Cord in PVC.

**Light Source**  
EU: G9, 6W LED. Included light source: 3W frosted LED, 190 lm, 2700K, CRI 90, dimmable

**Versions**  
Variants: EU, UK

Please note that the availability of this product or specific variants of it may vary across regions.


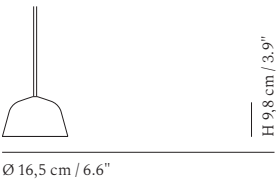
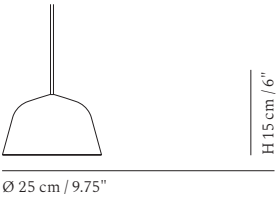
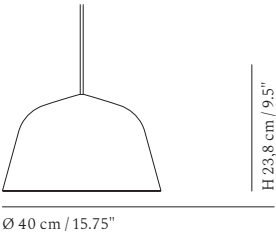
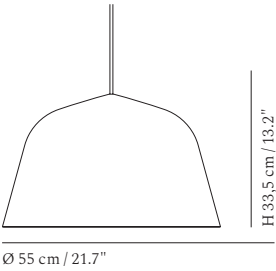




Embodying the values of Scandinavian design, the Ambit Pendant Lamp is as timeless as it is contemporary, gently enhancing the atmosphere of any room.

# ambit pendant lamp

by TAF Studio



**Material**  
Handspun and handpainted aluminum shade, PVC cord.

**Light Source**  
Ø55 – EU/US: E27/E26, max. 60W Incandescent, 13W SBCFL or 11W SBLED. Light source not included. Recommended light source: Type A60, Ø60 x 110 mm, E27/E26, max. 60W Incandescent, 13W SBCFL or 11W SBLED.

Ø40 – EU/US: E27/E26, max. 60W Incandescent, 13W SBCFL or 11W SBLED. Light source not included. Recommended light source: Type A60, Ø60 x 110 mm, E27/E26, max. 60W Incandescent, 13W SBCFL or 11W SBLED.

Ø25 – EU/US: E14/E12, max. 60W Incandescent, 13W SBCFL or 11W SBLED. Light source not included. Recommended light source: Type G45 or P45, Ø45 x 85 mm, E14/E12, max. 60W Incandescent, 13W SBCFL or 11W SBLED.

Ø16,5 – EU/US: GX53, max. 12W SBLED. Light source included for EU version only: GX53, 5,5W LED, 330 lm, 2.700K, 30.000h, CRI >90, dimmable. Light source not included for US version. Recommended light source: GX53, Ø75 x 30 mm, max. 12W SBLED.

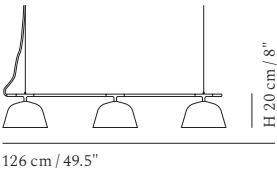
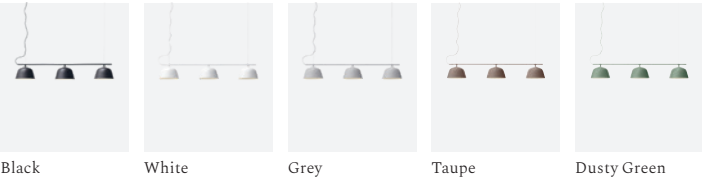
**Versions**  
EU, UK, US, AUD/NZL (except Ø16,5), CHN

Please note that the availability of this product or specific variants of it may vary across regions.

# ambit rail lamp

by TAF Studio

The Ambit Rail Lamp is characterized by its simple lines and elegant shapes, bringing a refined light to any space.



**Material**  
 Rail made from cast and extruded aluminum. Shades in spun aluminum with a PVC cord and steel wires.

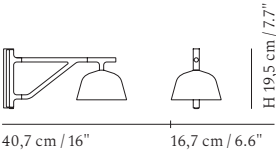
**Light Source**  
 EU/US: 3 x E14/E12, max. 60W Incandescent, 13W SBCFL or 11W SBLED. Light source not included. Recommended light source: Type G45 or P45, Ø45 x 85 mm, 3 x E14/E12, max. 60W Incandescent, 13W SBCFL or 11W SBLED.

**Versions**  
 EU, UK, US, AUD/NZL, CHN

# ambit wall lamp

by TAF Studio

The Ambit Wall Lamp is designed with a quiet, modern expression and subtle details. Through its rotating arm and head, the lamp brings functional, yet refined light to any room.



**Material**  
 Lampshade, arm fixture and wall mount piece are made from aluminum. Cord is made from PVC.

**Light Source**  
 EU/US: GX53, max. 12W SBLED. Light source included for EU version: GX53, 5,5W LED, 330 lm, 2.700K, 30.000h, CRI >90, dimmable. Light source not included for US version. Recommended light source: Ø75 x 30 mm, GX53, max. 12W SBLED.

**Versions**  
 EU, UK, USVersions: EU, UK, US



# linear pendant lamp

by Thomas Bentzen

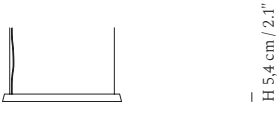
Designed to create intimate atmospheres within large spaces, the Linear Pendant Lamp provides dimmable overhead lighting while its elegant profile completes the setting.



Black Grey



L 169,2 cm / 66.6"



L 87,2 cm / 34.3"

**Material**  
Lamphead in pressure-die casted and extruded, powder coated aluminum.  
Diffuser in polycarbonate. PVC cord.

**Light Source**  
L169,2 cm - EU/US: Light source included: Integrated non-replaceable LED, 37,7W, 1880 lm, 3000K, 48.000h, CRI 90, dimmable.

L87,2 cm - EU/US: Light source included: Integrated non-replaceable LED, 20,3W, 1060 lm, 3.000K, 48.000h, CRI 90, dimmable.

**Versions**  
EU, UK, AUD/NZL

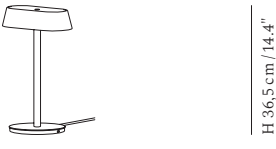
# linear table lamp

by Thomas Bentzen

The Linear Table Lamp and its familiar form alludes to the archetypal library lamp, featuring a dimmable LED and a USB-C plug for charging electronic devices.



Black Grey



W 23,2 cm / 9.1"

**Material**  
Lamphead in pressure-die casted, powder coated aluminum. Stem in powder coated steel. Polycarbonate diffuser and PVC cord.

**Light Source**  
EU/US: Light source included: Integrated non-replaceable LED, 6,25W, 242 lm, 3.000K, 48.000h, CRI 90, dimmable. Built-in 18W USB-C charger.

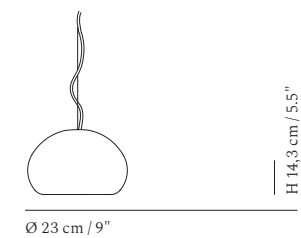
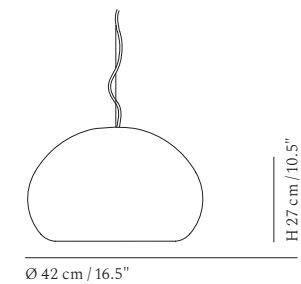
**Versions**  
EU, UK, US



## fluid pendant lamp

by Claesson Koivisto Rune

Inspired by a resting drop of water, the Fluid Pendant Lamp shows how soft light can diffuse throughout a space to create a cosy atmosphere.



### Material

The lampshade is made from mouth blown, white silk mat opal glass. PVC cord.

### Light Source

Ø42 – EU/US: E27/E26, max. 60W Incandescent, 13W SBCFL or 18W SBLED. Light source not included. Recommended light source: Type A, Ø70 x 115 mm, E27/E26, max. 60W Incandescent, 13W SBCFL or 18W SBLED.

Ø23 – EU & US: G9, max. 40W Incandescent. Light source included: G9, 3W LED, 260 lm, 3.000K, 20.000h, CRI >90, dimmable.

### Versions

EU, UK, US, AUD/NZL, CHN



# under the bell pendant lamp

by Iskos-Berlin

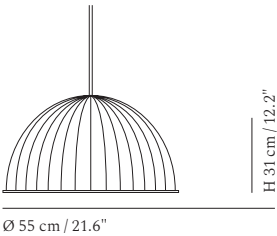
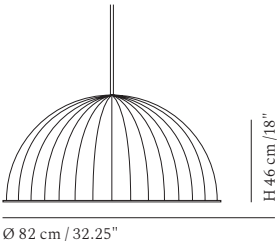
Under The Bell Pendant Lamp has a distinctly tactile and modern expression, designed in a material that uses up to 41% fibers from recycled plastic bottles.



Black

Grey

White Melange



**Material**  
Shade is made in up to 41% fibers from recycled plastic bottles. PVC cord.  
A large sheet of PET material is heated in a mould and pressed into its shape.

**Light Source**  
Ø82 & Ø55 – EU/US: E27, max. 30W SBCFL or 18W SBLED / E26, max. 60W Incandescent or 30W SBCFL. Light source not included. Recommended light source: Type G125, Ø125 x 175 mm, E27, max. 30W SBCFL or 18W SBLED / E26, max. 60W Incandescent or 30W SBCFL.

**Versions**  
EU, UK, US, AUD/NZL, EURASIA, CHN



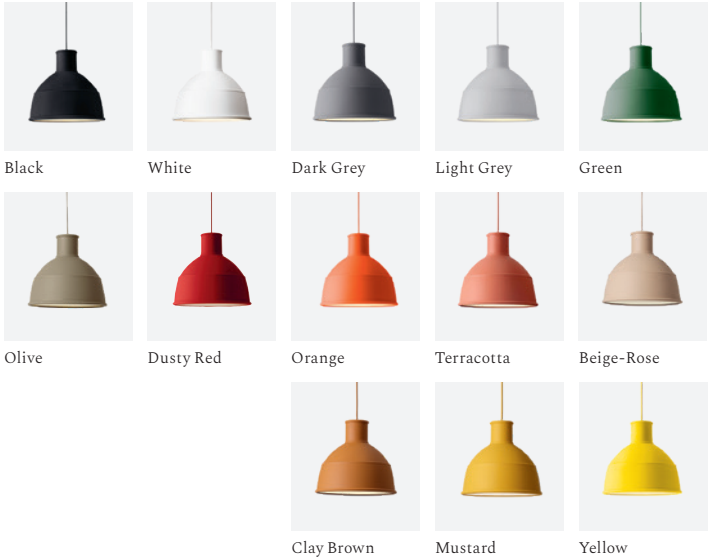
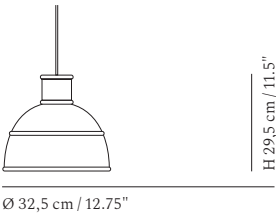


The soft, silicone rubber shade of Unfold makes for a unique and playful take on the timeless industrial lamp. With its modern expression and soft materiality in a wide variety of colors, the Unfold Pendant Lamp adds a vibrant touch to any room.



unfold  
pendant lamp

by Form Us With Love



**Material**  
Shade is made in silicone rubber and cord is made in PVC. The diffuser is made in a clear frosted opal acrylic material.

**Light Source**  
EU/US: E27 max. 60W Incandescent, 20W SBCFL or 18W SBLED / E26, max. 100W incandescent, 20W SBCFL or 20W SBLED. Recommended light source: Type A60, Ø60 x 110 mm, E27 max. 60W Incandescent, 20W SBCFL or 18W SBLED / E26, max. 100W incandescent, 20W SBCFL or 20W SBLED.

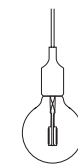
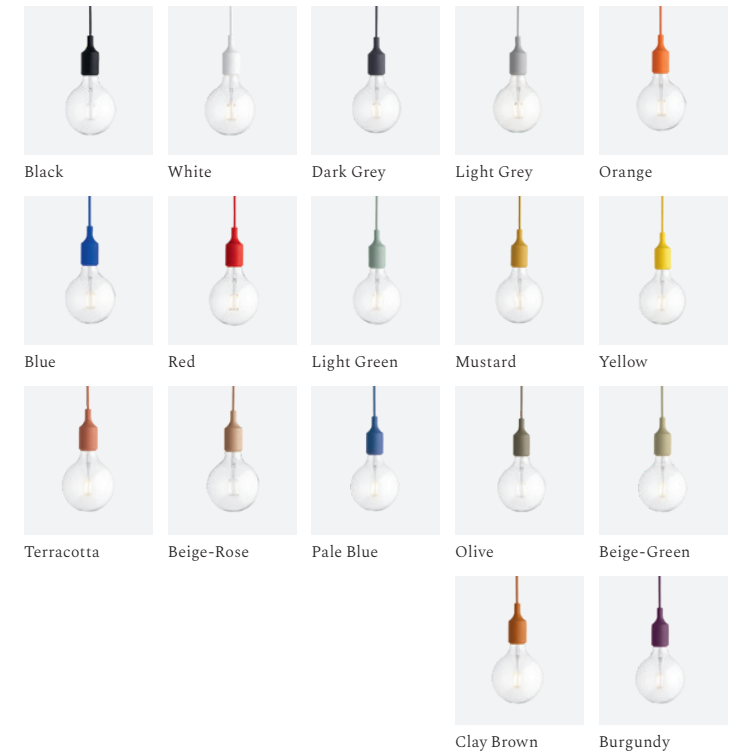
**Versions**  
EU, UK, US, AUD/NZL, EURASIA, CHN



## e27 pendant lamp

by Mattias Ståhlbom

With its naked LED bulb and playfully modern silicone rubber material, the E27 Pendant Lamp is a simple yet characterful addition to any space.



Ø 12,5 cm / 5"

H 23 cm / 9"

### Material

Silicone rubber, socket inside in plastic and PVC cord.

### Light Source

EU/US: E27/E26, max. 40W Incandescent or 6W SBLed. Light source included: Type G125, 2W LED, 180 lm, 2.500K, 20.000h, CRI >90, dimmable.

### Versions

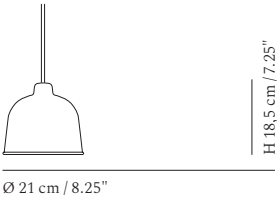

EU, UK, US, AUD/NZL, EURASIA, CHN



# grain pendant lamp

by Jens Fager

The Grain Pendant Lamp is made from a bamboo fiber composite, lending the design an elegant, matte surface.



**Material**  
Lampshade is made in mixture of bamboo fibers and polypropylene. PVC cord.

**Light Source**  
EU/US: G9, max. 5W SBLED. Light source included: 3W LED, 260 lm, 3.000K, 20.000h, CRI >90, dimmable.

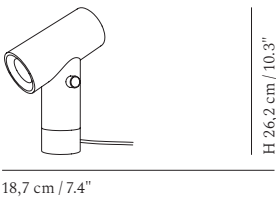
**Versions**  
EU, UK, US, AUD/NZL, CHN

Please note that the availability of this product or specific variants of it may vary across regions.

# beam table lamp

by Tom Chung

Beam is a versatile table lamp with a contemporary expression. Intuitively user-friendly, a turn of its playful dial makes light beam from both of its ends.



**Material**  
Body in anodized aluminum. Cord in PVC.

**Light Source**  
EU/US: Light source included: Integrated non-replaceable LEDs, 10.5W, 425 lm, 2.700 K, 35.000h, CRI >90, dimmable.

**Versions**  
EU, UK, US, EURASIA

piton  
portable lamp

by Tom Chung

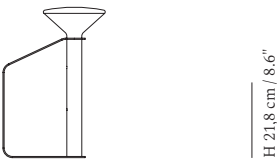
Piton is an untraditional take on the battery-powered portable lamp, playfully referencing the archetypal flashlight.



Black



Aluminum



W 32,1 cm / 12.6"  
D 13,2 cm / 5.2"

**Material**

Body made from anodized extruded aluminum. Lampshade made in injection molded plastic with an integrated and replaceable LED light bulb. Comes with a woven fabric USB-C cable for charging.

**Light Source**

Light source included: Integrated, dimmable, replaceable 3.2W LED module, 210 lm, 2.700K, 75.000h, CRI >90, dimmable. Battery: Type Li-ion 18650, 3.7V DC, 5200 mAh, 6 operating hours in total maximum brightness.

**Versions**

EU, UK, AUD/NZL

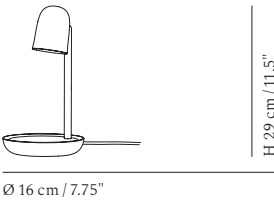




focus  
table lamp

by Andreas Bergsaker

With a protruding base that is perfect for storing small items, the Focus Table Lamp seamlessly fits on a windowsill or shelf in need for a bit of light.



**Material**  
Turned ash wood, PVC cord

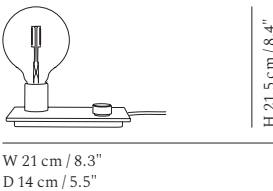
**Light Source**  
GU10, max. 3W Incandescent. Light source included: GU10 LED, 2W, 150-300 lm, 2.500K, CRI >80, dimmable.

**Versions**  
EU, UK

control  
table lamp

by TAF Studio

A unique and playful lamp with references to hi-fi and industrial design, the Control Table Lamp has a friendly dimmer that hints towards volume controls.



**Material**  
Casted aluminum, PVC cord

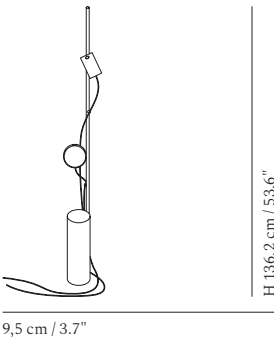
**Light Source**  
EU/US: E27/E26, max. 40W Incandescent or 6W SBLED. Light source included: G125 LED, 2W, 180 lm, 2.500K, 30.000h, CRI >90, dimmable.

**Versions**  
EU, UK, US, AUD/NZL

post  
floor lamp

by Earnest Studio

The Post Floor Lamp is an innovative modular lighting design with an archetypal appearance, graphic lines and forward-thinking functionalities.



**Material**  
Base in powder coated steel. Lighting unit in powder coated magnesium with silicone cord and acrylic opal diffuser. Cable drops in powder coated plastic with magnet. Power hub in powder coated plastic with PVC cord.

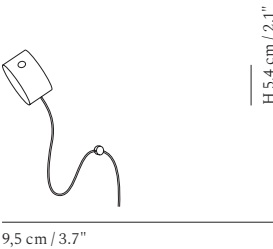
**Light Source**  
Integrated LED, max. 13W (two units incl. Power Hub). Light source included: Integrated LED, 13W, 660 lm (330 lm/unit), 2.700 K, 54.000h, CRI 90, dimmable.

**Versions**  
EU, UK, US, EURASIA, AUD/NZL

post  
wall lamp

by Earnest Studio

Exploring the utmost flexibility of a magnetic joint, the Post Wall Lamp can be positioned, dimmed and turned according to one's exact needs.



**Material**  
Lighting unit in powder coated magnesium with silicone cord and acrylic opal diffuser. Wall mounting bracket in powder coated steel. Wall cable drops in powder coated steel with magnet and repositionable adhesive tape. Power hub in powder coated plastic with PVC cord.

**Light Source**  
Integrated LED, max. 6,7W (single unit incl. Power Hub). Light source included: Integrated LED, 6,7W, 330 lm, 2.700 K, 54.000h, CRI 90, dimmable.

**Versions**  
EU, UK, US, EURASIA, AUD/NZL



tip  
floor lamp

by Jens Fager

The Tip Floor Lamp features a dimmable light source for both ambient and direct lighting. Designed with a height that allows the user to dim and turn the lampshade and arm whilst seated.



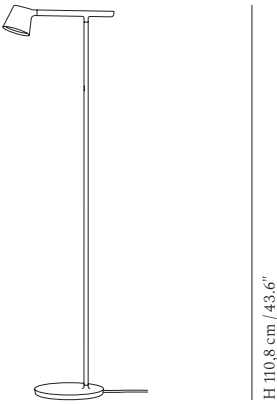
Black



White



Grey



D 32 cm / 12.6"  
Stand Ø 20 cm / 7.9"

**Material**  
Powder coated aluminum. PVC cord.

**Light Source**  
Integrated LED, max. 10,9W. Light source included: Integrated non-replaceable LED, 10,9W, 330 lm, 2.700K, 35.000h, CRI 90, dimmable.

**Versions**  
EU, UK



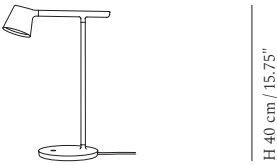
tip  
table lamp

by Jens Fager

Offering direct as well as ambient light, the Tip Table Lamp's adjustable head and arm feature an opal diffuser and dimmer function that effortlessly alters the volume of light.



Black White Grey Copper Brown



D 29,5 cm / 11.5"  
Stand Ø 16 cm / 6.25"

**Material**  
Powder coated aluminum. PVC cord.

**Light Source**  
Integrated LED, max. 8W. Light source included: Integrated non-replaceable LED, 8W, 220 lm, 3.000K, 35.000h, CRI 90, dimmable.

**Versions**  
EU, UK, US, AUD/NZL

Please note that the availability of this product or specific variants of it may vary across regions.

tip  
wall lamp

by Jens Fager

The Tip Wall Lamp features an adjustable head with opal diffuser and dimmer function, allowing one to adjust the light to fit any atmosphere, function or room.



Black White Grey Copper Brown



D 16 cm / 6.3"  
Lamp head Ø 9,5 cm / 3.7"

**Material**  
Powder coated aluminum. PVC cord. Backplate in injection-molded plastic. Wall bracket in chrome steel.

**Light Source**  
Integrated LED, max. 8W. Light source included: Integrated non-replaceable LED, 8W, 220 lm, 2.700K, 35.000h, CRI 90, dimmable.

**Versions**  
EU, UK, US, AUD/NZL

Please note that the availability of this product or specific variants of it may vary across regions.



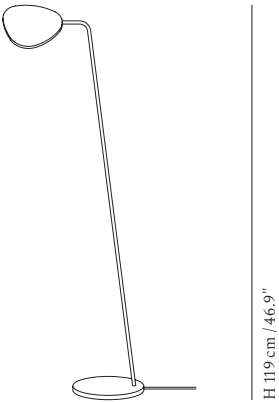
leaf  
floor lamp

by Broberg & Ridderstråle

With its elegant body and the organic shape of its head, the Leaf Floor Lamp brings a gentle and dimmable light to any space.



Black White Grey Copper Brown Dark Green



Lampshade 15,5 x 18,5 cm / 6" x 7.25"  
Stand 22 cm / 8.75"

**Material**  
Pressure die-casted aluminum, PVC cord.

**Light Source**  
Integrated LED, max. 8W. Light source included: Integrated non-replaceable LED, 8W, 370 lm, 3.000K, 54.000h, CRI >90, dimmable.


**Versions**  
EU, UK, US, AUD/NZL

Please note that the availability of this product or specific variants of it may vary across regions.

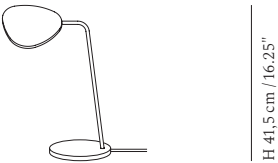
leaf  
table lamp

by Broberg & Ridderstråle

Inspired by the leaves of a tree and featuring a dimmable LED light, the Leaf Table Lamp is an easy match with a desk, bedside or any table space.



Black White Grey Copper Brown Dark Green



Lampshade 15,5 x 18,5 cm / 6" x 7.25"  
Stand 18 cm / 7"

**Material**  
Pressure die-casted aluminum, PVC cord.

**Light Source**  
Integrated LED, max. 8W. Light source included: Integrated non-replaceable LED, 8W, 370 lm, 3.000K, 54.000h, CRI >90, dimmable.

**Versions**  
EU, UK, US, AUD/NZL

Please note that the availability of this product or specific variants of it may vary across regions.

pull  
floor lamp

by Whatswhat

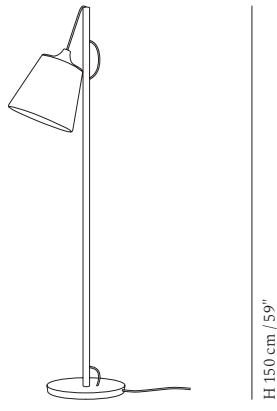
Fusing the ideas of Scandinavian design with a playful approach, the Pull Floor Lamp combines the warmth of oak with an adjustable shade for a cosy light.



Oak/White



Grey/White



Shade Ø 27 cm x H 24 cm /  
Ø 10.5" x H 9.5"  
Base Ø 31,5 cm / 12.5"

**Material**  
Oiled Oak wood or Grey Lacquered Oak wood with steel insert, textile covered plastic shade and textile cord.

**Light Source**  
EU/US: E27/E26, max. 60W Incandescent. Light source not included.  
Recommended light source: Type A60, Ø65 x 97 mm, E27/E26, max. 60W Incandescent.

**Versions**  
EU, UK, US, AUD/NZL







- Artworks by
- Adomo Design
  - Amalie Jakobsen
  - Anders Von Greffelstejn
  - Anne Brandhøj
  - Anne Havskov
  - Anne Nowak
  - Bornholms Kildevand
  - Format Artspace
  - Handmade by Marle
  - Jehrbo Works
  - Jeba Arkitekter
  - Jonas Sangberg
  - Kaja Skytte
  - Kristel Laurits
  - Lene Winther
  - Linda Weimann
  - Malene Bach
  - Maria Lenskjold
  - Matilde Duus
  - Meyer Lavigne
  - Nanna Gabriella
  - Skitse
  - Stine Leth
  - Stine Regild
  - Shop Dora
  - Tina Hvid
  - Trine Bork

**Availability**  
Please note that all variants are subject to stock availability and certification across regions. Please check availability with your local retailer.

**Prices**  
Check our website [muuto.com](http://muuto.com) for the most recent and valid prices in your location.

**Downloads**  
Find more product information, product fact sheets, assembly instructions, lifestyle images, packshots and much more on our download site.  
  
[download.muuto.com](http://download.muuto.com)

**Join Us**  
Sign up to our newsletter or follow us on social media to stay in the loop on new product releases, case stories and events.

[muuto.com/newsletter](http://muuto.com/newsletter)  
[instagram.com/muutodesign](https://www.instagram.com/muutodesign)  
[pinterest.com/muuto](https://www.pinterest.com/muuto)  
[facebook.com/muuto](https://www.facebook.com/muuto)  
[twitter.com/muutodesign](https://twitter.com/muutodesign)  
[linkedin.com/company/muuto](https://www.linkedin.com/company/muuto)

Muuto Head Office  
Østergade 36-38  
DK-1100 Copenhagen,  
Denmark  
  
For more information  
visit [muuto.com](http://muuto.com)

This catalog is printed on eco-friendly, high-quality paper in Denmark by Narayana Press.



