

N_Downtown



NICOLETTIHOME

Model Code N8564

date of issue 26-07-21 revision 00
revision of 31-08-21 (the present replaces any previous versions)

Designer: Lauriero

Structure: pinewood, multilayer and plywood covered with polyurethane foam.

Spring system: elastic webbing

Seat Padding: seat cushions in ecological polyurethane foam covered with 100% polyester layer.

Back Padding: back cushions and headrests in ecological polyurethane foam covered with 100% polyester layer.

Arm Interior: armrests in ecological polyurethane foam covered with 100% polyester layer.

Removability: not available.

Sewing: leather coverings feasible with contrast stitching in the colors available; cuts and sewing vary on microfiber (or fabric) coverings.

Mechanisms: versions equipped with headrests that can be manually lifted. The height of the model with lift-up headrests is 94 cm. Versions 041/042 feature one single liftable headrest. Electric recliner versions are equipped with electrically powered metal mechanism operated by a touch pad positioned on the seat sides. The maximum depth of the open recliner is 153 cm.

Standard feet: the model is lifted 16 cm off the floor. Shiny metal PM2219 on armrest sides, Shiny metal PM2221 on rectangular ottoman version (635), shiny metal PM2218 on RHF/LHF chaise lounge (410/420) front and end sides. All mentioned feet are available in the following finish options: titanium, satinized, antique bronze or graubraun. Some versions may be equipped with hidden feet with a supporting structural function.

Density of seat and back

Markets	Seat	Back
I	35 Medium	28
D - NL - CH		
USA - California		
GB	37 fire retardant	28 fire retardant
Others	35 Medium	28

Note: when no values/contents are specified in the chart, please refer to "Others" field/area.

Coverings

	suggested	not suggested	not possible
thick leathers	✓		
thin elastic leathers	✓		
natural leathers	✓		
fabric	✓		
microfibre	✓		
leather + split	✓		
DeLuxe			✓
multi colour			✓
multi-category			✓
multi covering			✓

Please note: for not removable models, only one colour fabric covers are available.

Multicovering / Components / Optional vers.



Feet



PM2219

PM2218

Ottoman



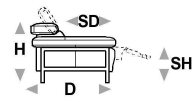

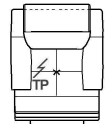
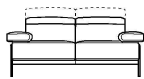





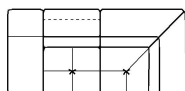
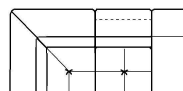
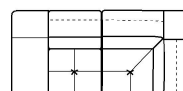
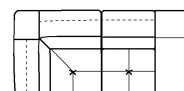





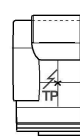
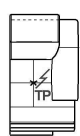


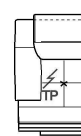
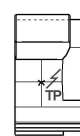

With the reservation of carrying for production purposes and without advanced notices modifications on the materials, coverings and dimensions of the product as indicated in the relevant specification. The given dimensions and volume are of indicative value being subject to the production process tolerances. For normal use, the following maximum loads are recommended: Armchairs max. 120 kg, 2-seat sofas max. 200 kg (2x100 kg), 3-seat sofas max. 240 kg (3x80 kg). Use with loads exceeding the indicated values may cause the sofa/armchair or its components to break.

↑ fold following the dotted line ↑

N_Downtown

NICOLETTIHOME

L Length - H Height - D Depth - SH Seat Height - SD Seat Depth
 Dimensions refer to maximum sizes of the version with closed mechanism (where available).

					
dimensions version code Description	L 97 H75 D108 SH45 SD58 190 small chair	L 98 H75 D108 SH45 SD58 566 small chair el. rec.	L 174 H75 D108 SH45 SD58 200 2 seater	L 188 H75 D108 SH45 SD58 240 2 1/2 seater	L 208 H75 D108 SH45 SD58 300 3 seater
 					
L 72 H45 D80 SH- SD- 635 rectangular ottoman	L 110 H75 D110 SH45 SD58 E35 sq.corner upliftab. headrest	L 225 H75 D110 SH45 SD58 042 sq.cor.chr.sq.ter.leftsq.cor.chr.sq.ter. fac.	L 225 H75 D110 SH45 SD58 041 sq.cor.chr.sq.ter.righsq.cor.chr.sq.ter. rig.fac.	L 225 H75 D110 SH45 SD58 C48 lhf upl.headr.sq. corn.chair	L 225 H75 D110 SH45 SD58 C47 rhf upl.headr. sq.corn.chair
					
L 62 H75 D108 SH45 SD58 D62 small chair no arm	L 69 H75 D108 SH45 SD58 130 chair without armr.	L 79 H75 D108 SH45 SD58 144 maxi chair no arm	L 87 H75 D108 SH45 SD58 B69 mini chair laf	L 87 H75 D108 SH45 SD58 B68 mini chair raf	L 88 H75 D108 SH45 SD58 C37 lhf el.rec.mini chair
					
L 88 H75 D108 SH45 SD58 C36 rhf el.rec.mini chair	L 94 H75 D108 SH45 SD58 120 1 left arm facing chair	L 94 H75 D108 SH45 SD58 110 1 right arm facing chair	L 95 H75 D108 SH45 SD58 174 elec.rec.chair 1arm laf	L 95 H75 D108 SH45 SD58 173 elec.rec.chair 1arm raf	L 104 H75 D108 SH45 SD58 124 lhf maxi chair

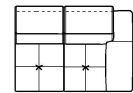
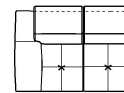
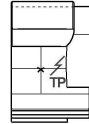
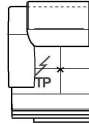
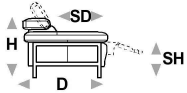
↓ fold following the dotted line ↓

↑ fold following the dotted line ↑

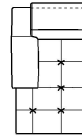
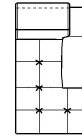
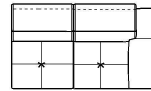
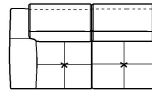
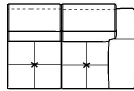
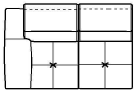
N_Downtown

NICOLETTIHOME

L Length - H Height - D Depth - SH Seat Height - SD Seat Depth
 Dimensions refer to maximum sizes of the version with closed mechanism (where available).



dimensions	L 104 H75 D108 SH45 SD58	L 105 H75 D108 SH45 SD58	L 105 H75 D108 SH45 SD58	L 149 H75 D108 SH45 SD58	L 149 H75 D108 SH45 SD58
version code	114	613	612	220	210
Description	rhf maxi chair	llef maxi chair rec.el	lraf maxi chair rec.el	lleft arm facing 2 str	lright arm facing 2 str



L 163 H75 D108 SH45 SD58	L 163 H75 D108 SH45 SD58	L 183 H75 D108 SH45 SD58	L 183 H75 D108 SH45 SD58	L 94 H75 D166 SH45 SD116	L 94 H75 D166 SH45 SD116
252	251	320	310	410	420
1 left arm fac. 2 1/2 str	1 right arm fac.2 1/2 str	lleft arm facing 3 str	lright arm facing 3 str	chaise lon.rhf arm fac	chaise lon.lhf arm fac

↓ fold following the dotted line ↓