















# Palisades II

Spacestor®


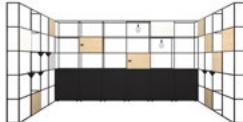




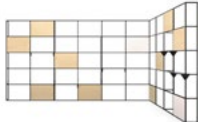



# Palisades II

A customizable and modular zone divider with a mid-century modernism style that gives flexibility to today's more transitory workforce.

## Components

					
Single Base <b>PDD-LBS</b>	Single Low Cupboard <b>PDD-DCS</b>	Single High Cupboard <b>PDD-HCS</b>	Double Base <b>PDD-LBD</b>	Double Low Cupboard <b>PDD-DCD</b>	Double High Cupboard <b>PGZ-HCD</b>
					
400x400x400	400x600x400	600x600x600	400x400	400x600	600x600

## Variations

				
Type C (Screen Style) <b>PDD-C1</b>	Type C (Combined Style) <b>PDD-C2</b>	Type H (Combined Style) <b>PDD-H2</b>	Type I (Grid Style) <b>PDD-I3</b>	Type J (Screen Style) <b>PDD-J1</b>
				
Type J (Combined Style) <b>PDD-J2</b>	Type L (Screen Style) <b>PDD-L1</b>	Type L (Combined Style) <b>PDD-L2</b>	Type L (Grid Style) <b>PDD-L3</b>	Type T (Combined Style) <b>PDD-T2</b>

# Accessories



Plywood Shelf  
**PSL**



MFC Shelf  
**MSH**




Glass Shelf  
**GSS**




Ply Front Panel  
**PPP**



Ply Back Panel  
**PPP**



Acoustic Front Panel  
**ACP**



Acoustic Back Panel  
**ACP**



Alcove  
**APF**



MFC Alcove  
**MPF**



Alcove with Back Panel  
**APB**




MFC Alcove with Back Panel  
**MPB**



Locker with Combination Lock  
**CLL**



Locker with Flush Lock  
**FLL**



Moss Front Panel  
**PMF**



Moss Back Panel  
**PMB**



Pot Plant  
**PPL**



Planter Box  
**PLB**



MFC Planter Box  
**MLB**



Planter Box (without liner)  
**MLN**



MFC Planter Box (without liner)  
**PLN**



Hanging Plant  
**HPL**



Ivy  
**IVY**



Light  
**LGP**



Magazine Rack  
**MRC**



Metal Shelf  
**MTS**



TV Alcove  
**TVA**



Whiteboard  
**WHP**



Blackboard  
**BKB**



Acoustic Panel Onset  
**ACU**



Drapes  
**CRD**



Sheer Curtain  
**CRS**

# Finishes

## Base & Accessories options

---

- **MFC 1:** Platinum White, Light Grey, Taupe Grey, Stone Grey, Dakar Grey, Dust Grey, Onyx Grey, Graphite Grey, Black
- **MFC 2:** Premium White, Light Lakeland Acacia, Natural Davos Oak, Natural Maple, Light Sorano Oak, Ellmau Beech, Verona Cherry, Tobacco Pacific Walnut
- **MFC 3:** Sky Blue, Smoke Blue, Denim Blue, Atoll Blue, Sea Blue, Petrol, Fjord Green, Emerald, Forest Green, Pink, Lipstick, Red, Jaffa Orange, Brilliant Yellow, White Gladstone Oak, Jerusalem Pine, Natural Halifax Oak, Premium White, Black
- **MFC 3:** Swisskrono Collection
- **MFC 4:** Perfectsense Collection
- **Laminates 1:** Polyrey Collection
- **Laminates 2:** Formica Collection
- **Laminates 3:** Fenix Collection
- **Veneers 1:** White American Oak, Steamed Beech, Ash, American Cherry
- **Veneers 2:** Maple, American Walnut
- **Lacquered Plywood**











## Grid options

---

- **Group 1:** Black
- **Group 2:** Signal White, Stone Grey, Beige Grey, Traffic Grey, Olive Green, Pale Green, Green Blue, Cobalt Blue, Purple Red, Beige Red, Red Orange

## Colours

---

									
Stone Grey RAL 7030	Beige Grey RAL 7006	Traffic Grey RAL 7043	Olive Green RAL 6003	Pale Green RAL 6021	Green Blue RAL 5001	Cobalt Blue RAL 5013	Purple Red RAL 3004	Beige Red RAL 3012	Red Orange RAL 2001

## Curtain options

---

### Sheer

---

- **Group 4:** Kvadrat Air 4
- **Group 5:** Kvadrat Maya, Kvadrat Daybreak

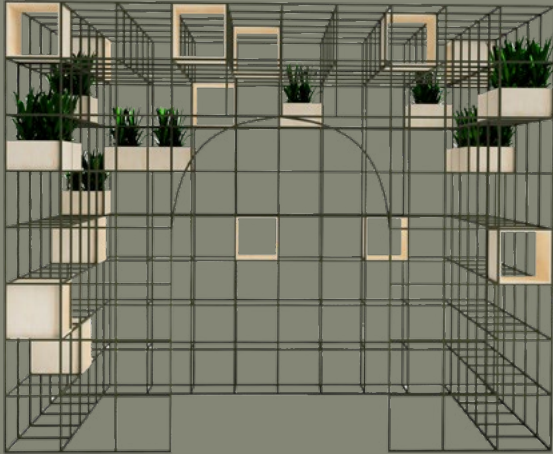
### Drapes

---

- **Group 4:** Kvadrat Haze
- **Group 5:** Kvadrat Mi Casa, Kvadrat Time 300, Kvadrat Casa




Colour




Olive Green  
RAL 6003



Purple Red  
RAL 3004




Beige Red  
RAL 3004



Green Blue  
RAL 3004

## Example Configurations



Courtyard



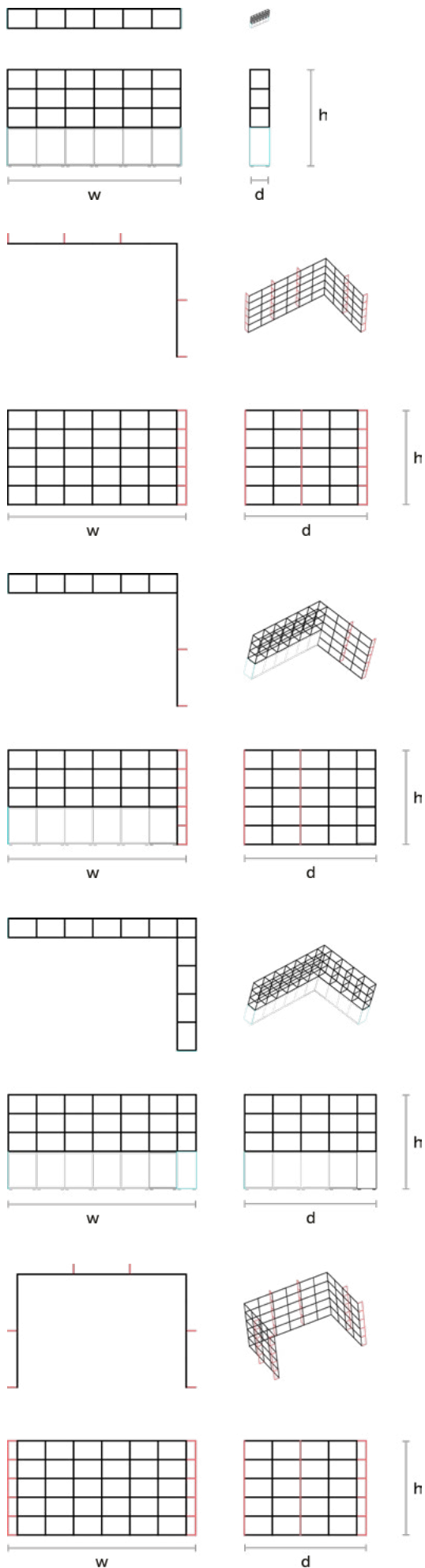
Locker Wall & Collaboration Zone



Dual Collaboration Space with Sheer Curtains

# Dimensions (mm)

X = number of modules wide, Y = number of modules deep,  
Z = number of modules high in the middle run



## Type I (Grid Style)

Module Size	Base Height	Overall Width	Overall Depth	Overall Height
400x400x400	0/73/800/1200	$400 * X + 36$	416	$400 * Z + \text{BaseHeight} + 20$
600x400x400	0/73/800/1200	$600 * X + 36$	416	$400 * Z + \text{BaseHeight} + 20$
600x600x600	0/73/800/1200	$600 * X + 36$	616	$600 * Z + \text{BaseHeight} + 20$

## Type L (Screen Style)

Module Size	Base Height	Overall Width	Overall Depth	Overall Height
400x400x400	0	$400 * X + 216$	$400 * Y + 216$	$400 * Z + 20$
600x400x400	0	$600 * X + 216$	$600 * Y + 216$	$400 * Z + 20$
600x600x600	0	$600 * X + 216$	$600 * Y + 216$	$600 * Z + 20$

## Type L (Combined Style)

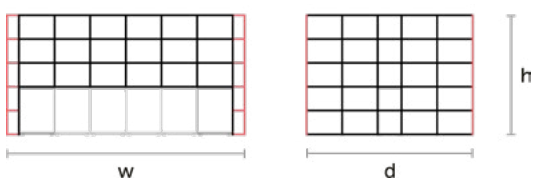
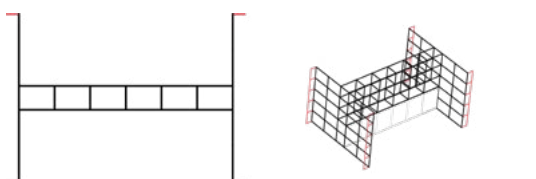
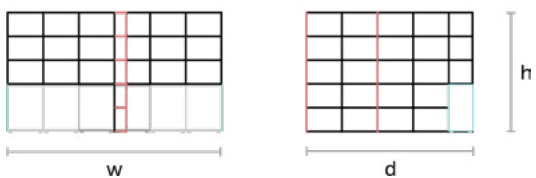
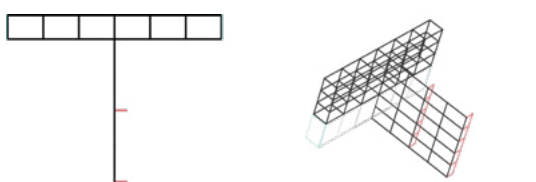
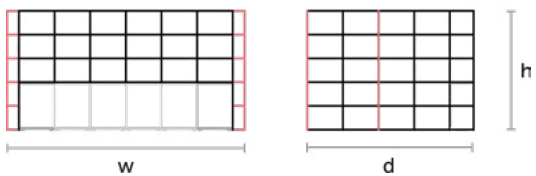
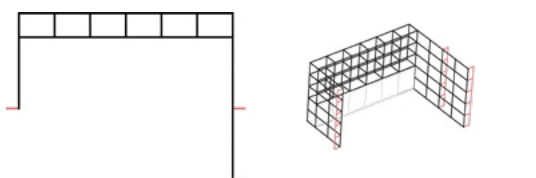
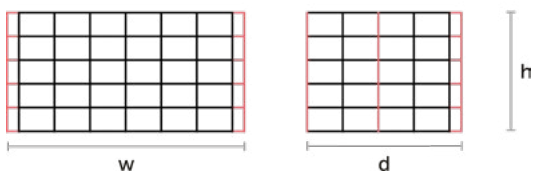
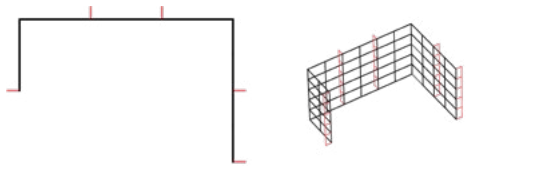
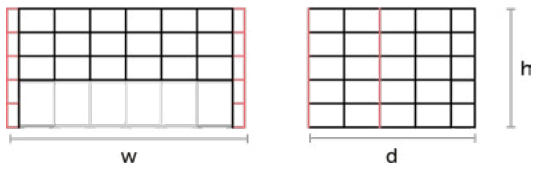
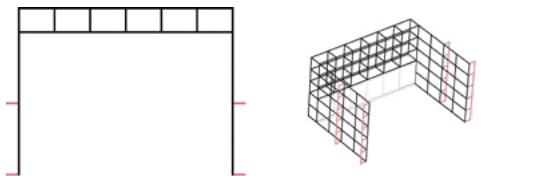
Module Size	Base Height	Overall Width	Overall Depth	Overall Height
400x400x400	0/800/1200	$400 * X + 226$	$400 * Y + 416$	$400 * Z + \text{BaseHeight} + 20$
600x400x400	0/800/1200	$600 * X + 226$	$600 * Y + 616$	$400 * Z + \text{BaseHeight} + 20$
600x600x600	0/1200	$600 * X + 226$	$600 * Y + 616$	$600 * Z + \text{BaseHeight} + 20$

## Type L (Grid Style)

Module Size	Base Height	Overall Width	Overall Depth	Overall Height
400x400x400	0/73/800/1200	$400 * X + 426$	$400 * Y + 426$	$400 * Z + \text{BaseHeight} + 20$
600x400x400	0/73/800/1200	$600 * X + 426$	$600 * Y + 426$	$400 * Z + \text{BaseHeight} + 20$
600x600x600	0/73/800/1200	$600 * X + 626$	$600 * Y + 626$	$600 * Z + \text{BaseHeight} + 20$

## Type C (Screen Style)

Module Size	Base Height	Overall Width	Overall Depth	Overall Height
400x400x400	0	$400 * X + 416$	$400 * Y + 216$	$400 * Z + 20$
600x400x400	0	$600 * X + 416$	$600 * Y + 216$	$400 * Z + 20$
600x600x600	0	$600 * X + 416$	$600 * Y + 216$	$600 * Z + 20$



### Type C (Combined Style)

Module Size	Base Height	Overall Width	Overall Depth	Overall Height
400x400x400	0/800/1200	$400 * X + 416$	$400 * Y + 416$	$400 * Z + \text{BaseHeight} + 20$
600x400x400	0/800/1200	$600 * X + 416$	$600 * Y + 416$	$400 * Z + \text{BaseHeight} + 20$
600x600x600	0/1200	$600 * X + 416$	$600 * Y + 616$	$600 * Z + \text{BaseHeight} + 20$

### Type J (Screen Style)

Module Size	Base Height	Overall Width	Overall Depth	Overall Height
400x400x400	0	$400 * X + 416$	$400 * Y + 216$	$400 * Z + 20$
600x400x400	0	$600 * X + 416$	$600 * Y + 216$	$400 * Z + 20$
600x600x600	0	$600 * X + 416$	$600 * Y + 216$	$600 * Z + 20$

### Type J (Combined Style)

Module Size	Base Height	Overall Width	Overall Depth	Overall Height
400x400x400	0/800/1200	$400 * X + 416$	$600 * Y + 416$	$400 * Z + \text{BaseHeight} + 20$
600x400x400	0/800/1200	$600 * X + 416$	$600 * Y + 416$	$400 * Z + \text{BaseHeight} + 20$
600x600x600	0/1200	$600 * X + 416$	$600 * Y + 416$	$600 * Z + \text{BaseHeight} + 20$

### Type T (Combined Style)

Module Size	Base Height	Overall Width	Overall Depth	Overall Height
400x400x400	0/800/1200	$400 * X + 36$	$400 * Y + 416$	$400 * Z + \text{BaseHeight} + 20$
600x400x400	0/800/1200	$600 * X + 36$	$600 * Y + 416$	$400 * Z + \text{BaseHeight} + 20$
600x600x600	0/1200	$600 * X + 36$	$600 * Y + 616$	$600 * Z + \text{BaseHeight} + 20$

### Type H (Combined Style)

Module Size	Base Height	Overall Width	Overall Depth	Overall Height
400x400x400	0/800/1200	$400 * X + 416$	$400 * Y + 416$	$400 * Z + \text{BaseHeight} + 20$
600x400x400	0/800/1200	$600 * X + 416$	$600 * Y + 416$	$400 * Z + \text{BaseHeight} + 20$
600x600x600	0/1200	$600 * X + 416$	$600 * Y + 616$	$600 * Z + \text{BaseHeight} + 20$





**CALIFORNIA COOL  
LONDON DESIGN**