

**prostoria**


2019/2020

# LAYOUT


NUMEN / FOR USE

Layout was designed as a modular crossover between architecture and design. Its pragmatic design brings the ultimate comfort of a home sofa into an office environment, hotel lobby or airport lounge, offering a cocoon of privacy. This concept provides a solution for your entire interior design project based solely on four basic elements - seater with backrest, two corners and a pouf.


STRUCTURE	solid wood, plywood
SEAT & BACKREST	HR foam, polyester wadding
BASE	PVC / metal + powder coating
UPHOLSTERY	fabric




1SEATER  
90x90 cm, height 72/77 cm  
sitting height 31/36/40 cm



CORNER  
90x90 cm, height 72/77 cm  
sitting height 31/36/40 cm



OUTTER CORNER  
90x90 cm, height 72/77/81 cm  
sitting height 31/36/40 cm



POUF  
90x90 cm, height 32/37 cm

\*height & seating height depends on base type



# ABSENT

NUMEN / FOR USE

The Absent sofa is designed as a modular system combining various backrest heights with different seat depths, while the soft pillow adds to the sofa's ergonomics and particular sensual experience. Absent is the culmination of Prostoria's knowledge, research-based design and meticulous craftsmanship.

STRUCTURE	plywood, metal
SUSPENSION	GOODSIDE® slats
SEAT & BACKREST	HR foam, polyester wadding
BASE	solid wood + lacquer RAL 9005
UPHOLSTERY	fabric (removable)
DECORATIVE CUSHIONS	HR foam, feather



SEAT S / M / L + LOW BACKREST  
90x115/125/185, height 75 cm  
sitting height 35 cm



SEAT S / M / L + HIGH BACKREST  
90x115/125/185, height 90 cm  
sitting height 35 cm



CORNER S / M + LOW BACKREST  
115x115/125x125, height 75 cm  
sitting height 35 cm



POUF  
90x80 cm, height 35 cm

# COMBINE

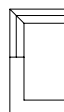
NUMEN / FOR USE



We are presenting new Combine modules (chaise longue 240, chaise longue open end 180, end unit 218). Combine's design introduces both visual and literal reduction of the backrest's volume and height. Horizontal surfaces following the line of the extended seating and laying module are designed to serve both for sitting and putting things away.



END UNIT  
219x95, height 68 cm  
sitting height 37 cm



CHAISE LONGUE  
105x240, height 68 cm  
sitting height 37 cm



CHAISE LONGUE OPEN END  
95x186, height 68 cm  
sitting height 37 cm

STRUCTURE	plywood, metal
SUSPENSION	elastic webbing
SEAT CUSHION	HR foam, polyester wadding, feather
BACKREST	HR foam, polyester wadding
LEGS	solid wood + lacquer
CONNECTOR	metal + powder coating
UPHOLSTERY	fabric / leather (removable)
CUSHIONS	feather

# IMPRESSION


MEIKE HARDE




The sofa series Impression invites with its elegance and meticulous craftsmanship. Its impression of a folded armrest, which is repeated on the added cushions, demonstrates delicate design detail. The armchair is the novelty in this family of products.




ARMCHAIR  
80x92, height 70 cm,  
sitting height 41



2SEATER / 2.5SEATER / 3SEATER  
165/200/235x90, height 70 cm,  
sitting height 41



END UNIT  
190/225x92, height 70 cm,  
sitting height 41



CHAISE LONGUE  
190/225x90, height 70 cm,  
sitting height 41



BASE 01



BASE 02

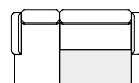
STRUCTURE	plywood, metal
SUSPENSION	elastic webbing
SEAT & BACKREST	HR foam, polyester wadding
BASE	metal + powder coating
UPHOLSTERY	fabric (removable)
CUSHIONS	feather

# FADE SOFABED

NUMEN / FOR USE



Fade is a sofabed system featuring a characteristic, continuous diagonal bevel of edges, applied on all of the elements of the system. This formal fade-out of volumes, varying in depth or height, results in a soft transition of elements, uniting the cuboids of seat, backrest and armrests.



2SEATER / 2.5SEATER  
+ CHAISE LONGUE  
252/292x175, height 76 cm,  
sitting height 40  
bed size 200/240x140



3SEATER  
246x108, height 76 cm,  
sitting height 40  
bed size 200x140

STRUCTURE	solid wood, plywood
SUSPENSION	wave springs, elastic webbing
SEAT & BACKREST	HR foam, polyester wadding
UPHOLSTERY	fabric (removable)
MATTRESS TYPE	HR foam

# SHTEF SHELVING SYSTEM

3LHD & GRUPA



Shtef shelf has the basic structural module of a square that is applied on the wall as a visually autonomous object. However, to make the system adaptable to various ambiances and intended purposes, several modules with different proportions have been developed as well as freestanding variants.

FRAME 01  
114,5x114,5 cm



FRAME 04  
114,5x170 cm



FRAME 02  
59x114,5 cm



FRAME 05  
60x170 cm



FRAME 03  
114,5x60 cm



SHELF 01 A/B  
18x18x110/55 cm



SHELF 03 A/B  
36,5x18x110/55 cm



SHELF 02 A/B  
27,5x27,5x110/55 cm



SHELF 04 A/B  
27,5x18x110/55 cm



FRAME & SHELVES aluminum + powder coating

# TRIFIDAE ARMCHAIRS & TABLES

NUMEN / FOR USE



Trifidae are a family of seats consisting of 4 different armchairs - the small easy chair, high backrest armchair, the enclosing lounge chair and the conference chair. The lounge chair is a German Design Award Winner 2019. The Trifidae conference chair is a new edition to the family and features a more vertical backrest and a higher seat than the easy chair. Therefore, it is suitable for the sitting by the standard table height in the business environment or the dining settings.

STRUCTURE	moulded foam, metal frame
BASE	polished aluminum / powder coated metal / powder coated metal with lacquered solid wood
UPHOLSTERY	fabric / leather

Trifidae table series is developed from Trifidae base characterized by the transformation of transaction of the prongs, starting from vertical rectangle at the center gradually turning into the horizontal one at it's end. Various sizes and heights of the plates enable range of functions and appearances of the table. The base is made of cast aluminium and the table tops are produced of solid wood, MDF with Fenix NTM or HPL suitable for both indoor and outdoor use.

TABLE TOP	solid wood + high quality oil / lacquer / MDF + FENIX / outdoor HPL
BASE	metal + powder coating



LOUNGE CHAIR  
83x90, height 113 cm,  
sitting height 38 cm

POUF  
69x69, height 40 cm

ARMCHAIR  
83x87, height 99 cm,  
sitting height 38 cm

CHAIR  
70x64, height 89 cm,  
sitting height 45 cm

EASY CHAIR  
70x68, height 78 cm,  
sitting height 38 cm



LOW TABLES  
70x70, Ø 70 cm, height 40 cm  
90x90, Ø 90 cm, height 34 cm  
110x110, Ø 110 cm, height 28 cm



TABLES height 73 cm  
70x70, Ø 70 cm  
80x80, Ø 80 cm  
90x90, Ø 90 cm  
110x110, Ø 110 cm  
Ø 130 cm



BAR TABLES height 105 cm  
60x60 cm  
70x70, Ø 70 cm

## OBLIKANT CHAIRS

NUMEN / FOR USE



Oblikant is a derivation of the Oblique family which has retained the characteristic S shaped profile of the chair. Strong curvature of the shell provides good ergonomics which is further highlighted by the elasticity obtained from this geometry.



49x52 / 51x52 / 55x52 / 58x54 cm,  
height 91 cm,  
sitting height 45 cm

SHELL	bent plywood + lacquer / colour lacquer
BASE	solid wood + lacquer metal rod Ø 12 mm / metal tube Ø 16 mm, Ø 25 mm + powder coated
COVER	cushion available

## BIK CHAIRS

NUMEN / FOR USE



Bik chair has barely visible decrease of leg's width, forward inclination of the back legs and slightly overstated curvature of the backrest. The structure is made of solid wood, while the seat and the backrest are made of molded plywood.

SEAT & BACKREST	bent plywood + lacquer / colour lacquer
BASE	solid wood + lacquer / colour lacquer



48x52 / 51x52 cm, height 78 cm,  
sitting height 45 cm

## YAK CHAIR

LÄUFER & KEICHEL



Yak is inspired by Scandinavian seating of the 1950s and 1960s. By coupling wood and metal, we have crafted a truly modern interpretation of a traditional object, and combined sculptured solid wood segments for the seat and backrest with a slender tubular metal frame.

SEAT & BACKREST	solid wood + high quality oil / lacquer
BASE	metal rod Ø 12 mm + powder coating



56x48 cm, height 81 cm,  
sitting height 46 cm

# TINKER EASY CHAIR

GRUPA



Designed to be inviting, Tinker is conducive to comfortable sitting and relaxed work by a mid-high table. Its form highlights the wooden backrest and the seat shell, upholstered in fabrics.



63x70 cm, height 80 cm,  
sitting height 44 cm

SHELL	plywood, decorative oak plywood
BACKREST	HR foam, polyester wadding
SEAT	HR foam, PES filling, polyester wadding
BASE	metal rod Ø 12 mm + powder coating
UPHOLSTERY	fabric

# PIUN CHAIR

GRUPA



With its airy flair, the design of the Piun chair revolves around lightness, functionality and comfort, which are all necessary for the dining setting. The challenge was to design a light and stackable chair with armrests for mass seating.



56x52 cm, height 80 cm,  
sitting height 44 cm

SEAT	lacquered plywood
BACKREST	lacquered solid wood
BASE	metal tube Ø 16 mm + powder coating

# STRAIN & UNSTRAIN CHAIRS

SIMON MORASI PIPERČIĆ



Strain and Unstrain chairs are like twins in the Strain collection but convey their own typology. Their difference lies in the key family feature of intertwining leg junctions. While Strain retains the twist, which provides the necessary construction stiffness, Unstrain releases it, resulting in the contemporary interpretation of the 1950s universal chair, which is easily stackable. Seats are available in three, while the backrest in two versions. When the backrest comes in solid wood, the seat is upholstered. When the backrest comes in solid wood, there are three variations of the seat available.

SEAT	solid wood / solid wood with cushion / upholstered seat
BACKREST	solid wood / plywood
BASE	metal tube Ø 16 mm + powder coating



STRAIN CHAIR  
44x57 cm, height 83 cm,  
sitting height 45 cm



UNSTRAIN CHAIR  
44x57 cm, height 83 cm,  
sitting height 45 cm

# OBLIQUE CHAIRS & EASY CHAIRS

NUMEN / FOR USE

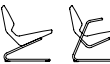


Popular Oblique collection offers quality sitting experience within minimal dimensions. New edition to the family is a Oblique chair with 6 new variations of steel legs and an easy chair offering 2 new leg options. Oblique chairs and easy chairs are available for outdoor and indoor use.



51x58 / 55x58 / 63x59 cm,  
height 91 cm,  
sitting height 46 cm

SHELL	moulded foam, metal frame
BASE	metal rod Ø 12 mm / metal tube Ø 16 mm, Ø 25 mm + powder coating
UPHOLSTERY	fabric / waterproof fabric



67x71 cm, height 77 cm,  
sitting height 40 cm

SHELL	moulded foam, metal frame
BASE	metal tube Ø 25 mm + powder coating
UPHOLSTERY	fabric / waterproof fabric



# STEP INTO PROSTORIA'S OUTDOORS

## OSMO outdoor

NUMEN / FOR USE

Osmo is a series of seating objects for terraces of hotels and restaurants. The steel structure combined with wooden seat and backrest provides an optimal equilibrium of comfort and rigidity required in demanding context of extensive use in exterior exposed to sun and seawater. New edition of Osmo is made entirely of inox thus evading the oxidation for extensive usage.



SEAT & BACKREST	solid wood + outdoor oil
BASE	metal tube Ø 16 mm + powder coating

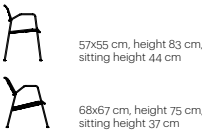


57x55 cm, height 83 cm,  
sitting height 44 cm

68x67 cm, height 75 cm,  
sitting height 37 cm



SEAT & BACKREST	inox plate + powder coating
BASE	inox tube Ø 20 mm + powder coating



57x55 cm, height 83 cm,  
sitting height 44 cm

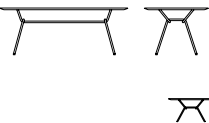
68x67 cm, height 75 cm,  
sitting height 37 cm

## STRAIN indoor / outdoor

SIMON MORASI PIPERČIĆ



Strain tables is the line of tables with typical Strain base. Interweaving steel tubes make an elegant base to a thin looking table top made either with HPL compact for outdoor use. The table comes in various sizes and can fit different types of chairs.



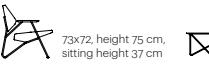
TABLES height 73 cm  
200/240/280x100 cm  
80x80/100x100 cm  
Ø 110 cm

LOW TABLES  
Ø 50 cm, height 46 cm  
Ø 70 cm, height 36 cm

TABLE TOP	outdoor HPL
FINISH	metal rod Ø 12 / Ø 14 mm metal tube Ø 22 / Ø 25 mm + powder coating

## POLYGON indoor / outdoor

NUMEN / FOR USE



73x72, height 75 cm,  
sitting height 37 cm

Ø 60 cm, height 40 cm  
Ø 72 cm, height 32 cm  
Ø 84 cm, height 24 cm

Prostoria's iconic products Polygon with its infamous character and comfort, is now available in outdoor version. The materials and technology used in its production are able to meet the highest standards in wear and tear protection.

SEAT & BACKREST	moulded foam, metal frame
BASE	metal rod Ø 16 mm + powder coating
ARMRESTS	outdoor oil
UPHOLSTERY	waterproof fabric

TABLE TOP	outdoor HPL
BASE	metal rod Ø 12 mm + powder coating

## UMOMOKU indoor / outdoor

3LHD



STRUCTURE	solid wood + oil / lacquer / outdoor oil
CUSHIONS	fabric / waterproof fabric

Prostoria's Umomoku collection was at first created for the luxury Mulini Beach in Rovinj (Croatia) by 3LHD architects, as a line of comfortable outdoor modular furniture intended for lounging. It consists of an armchair, sofa, low table, bench, sunlounger and a tray.



ARMCHAIR / 2SEATER  
90/180x70 cm, height 63 cm,  
sitting height 30 cm



SUNLOUNGER  
210x92 cm, height 20 cm



BENCH / LOW TABLE  
54/108x54 cm, height 30 cm