

# n\_Thema



**NICOLETTIHOME**

## Model Code N8540

date of issue 24-08-20 revision 00  
revision of 03-09-20 (the present replaces any previous versions)

**Designer:** CENTRO STUDI NICOLETTI HOME

**Structure:** pinewood, multilayer and plywood covered with polyurethane foam.

**Spring system:** elastic webbing

**Seat Padding:** seat cushions in ecologic polyurethane foam covered with 100% polyester layer

**Back Padding:** back cushions and headrests in ecologic polyurethane foam covered with 100% polyester layer

**Arm Interior:** arm interiors in ecologic polyurethane foam covered with 100% polyester layer

**Removability:** not available

**Sewing:** leather coverings feasible with contrast stitching in the colors available; cuts and sewing vary on microfiber (or fabric) coverings.

**Mechanisms:** power recliner versions available with electrically liftable headrests and electric recliner mechanisms operated by a touch button positioned on the seat sides on armless versions and on the sides of armrest versions. The depth of the sofa with open recliner is 156 cm, the height of the model with lifted headrest is 97 cm. Versions Q18/Q19 are equipped with electrically adjustable headrests operated by touch button positioned on the sides. Versions 778/779 are equipped with a motion mechanism with electrically adjustable seats and headrests operated synchronically by a touch button positioned on the sides. The depth of the model with sliding system open is 184 cm., the depth of the seat is 122 cm., the height of the model with lifted headrest is 97 cm.

**Standard feet:** shiny metal PM965, h. 5 cm. Some versions may be equipped with hidden feet with a supporting structural function.

**Optional feet:** rosewood colored beech-wood PL962, h. 5 cm, also available in dark walnut and natural.

### Density of seat and back

Markets	Seat	Back
I	35 Medium	28
D - NL - CH		
USA - California		
GB	37 fire retardant	27 fire retardant
Others	35 Medium	28

Note: when no values/contents are specified in the chart, please refer to 'Others' field/area.

### Coverings


	suggested	not suggested	not possible
thick leathers	✓		
thin elastic leathers	✓		
natural leathers	✓		
fabric	✓		
microfibre	✓		
leather + split	✓		
DeLuxe			✓
multi colour			✓
multi-category			✓
multi covering			✓

Please note: for not removable models, only one colour fabric covers are available.

### Multicovering / Components / Optional vers.



### Feet



PL962

PM965

### Ottoman



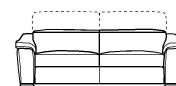
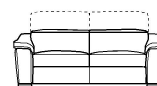
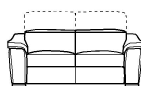
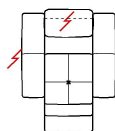
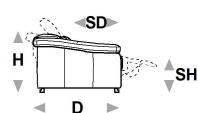
With the reservation of carrying for production purposes and without advanced notices modifications on the materials, coverings and dimensions of the product as indicated in the relevant specification. The given dimensions and volume are of indicative value being subject to the production process tolerances.

↑ fold following the dotted line ↑

# n\_Thema

NICOLETTIHOME

L Length - H Height - D Depth - SH Seat Height - SD Seat Depth  
Dimensions refer to maximum sizes of the version with closed mechanism (where available).



dimensions

L 111/44"  
H74/29" D112/44"  
SH46/18" SD57/22"

L 112/44"  
H74/29" D112/44"  
SH46/18" SD57/22"

L 172/68"  
H74/29" D112/44"  
SH46/18" SD57/22"

L 192/76"  
H74/29" D112/44"  
SH46/18" SD57/22"

L 212/83"  
H74/29" D112/44"  
SH46/18" SD57/22"

version code

100

161

200

240

300

Description

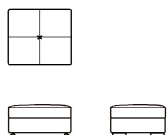
chair

chair with  
elec.recl.

2 seater

2 1/2 seater

3 seater



L 80/31"  
H0/0" D70/28"  
SH46/18" SD0/0"

L 66/26"  
H0/0" D66/26"  
SH46/18" SD0/0"

L 118/46"  
H74/29" D118/46"  
SH46/18" SD57/22"

L 61/24"  
H74/29" D112/44"  
SH46/18" SD57/22"

L 62/24"  
H74/29" D112/44"  
SH46/18" SD57/22"

L 71/28"  
H74/29" D112/44"  
SH46/18" SD57/22"

635

N50

E35

D62

I06

130

rectangular  
ottoman

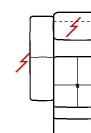
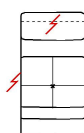
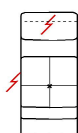
ottoman holder

sq. corner  
upliftab. headrest

small chair no  
arm

armless mini  
chair elec.rec.

chair without  
armr.



L 72/28"  
H74/29" D112/44"  
SH46/18" SD57/22"

L 81/32"  
H74/29" D112/44"  
SH46/18" SD57/22"

L 82/32"  
H74/29" D112/44"  
SH46/18" SD57/22"

L 86/34"  
H74/29" D112/44"  
SH46/18" SD57/22"

L 86/34"  
H74/29" D112/44"  
SH46/18" SD57/22"

L 87/34"  
H74/29" D112/44"  
SH46/18" SD57/22"

E95

144

I82

B69

B68

C37

elec.recl.armless  
chair

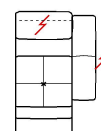
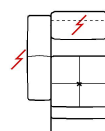
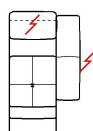
maxi chair no  
arm

el.rec.arml.maxi  
chair

mini chair laf

mini chair raf

lhf el.rec.mini  
chair



L 87/34"  
H74/29" D112/44"  
SH46/18" SD57/22"

L 96/38"  
H74/29" D112/44"  
SH46/18" SD57/22"

L 96/38"  
H74/29" D112/44"  
SH46/18" SD57/22"

L 97/38"  
H74/29" D112/44"  
SH46/18" SD57/22"

L 97/38"  
H74/29" D112/44"  
SH46/18" SD57/22"

L 106/42"  
H74/29" D112/44"  
SH46/18" SD57/22"

C36

120

110

174

173

124

rhf el.rec.mini  
chair

1 left arm facing  
chair

1 right arm  
facing chair

elec.rec.chair  
1arm laf

elec.rec.chair  
1arm raf

lhf maxi chair

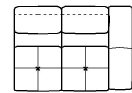
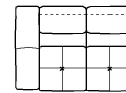
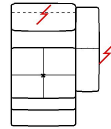
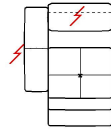
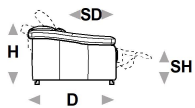
↓ fold following the dotted line ↓

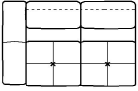
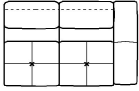


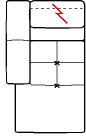
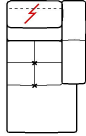
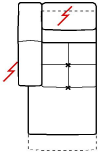
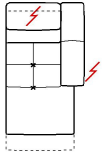
↑ fold following the dotted line ↑

# n\_Thema

 NICOLETTIHOME

**L** Length - **H** Height - **D** Depth - **SH** Seat Height - **SD** Seat Depth  
 Dimensions refer to maximum sizes of the version with closed mechanism (where available).



dimensions	L 106/42" H74/29" D112/44" SH46/18" SD57/22"	L 107/42" H74/29" D112/44" SH46/18" SD57/22"	L 107/42" H74/29" D112/44" SH46/18" SD57/22"	L 147/58" H74/29" D112/44" SH46/18" SD57/22"	L 147/58" H74/29" D112/44" SH46/18" SD57/22"
version code	114	613	612	220	210
Description	rhf maxi chair	1laf maxi chair rec.el	1raf maxi chair rec.el	1left arm facing 2 str	1right arm facing 2 str
					
L 167/66" H74/29" D112/44" SH46/18" SD57/22"	L 167/66" H74/29" D112/44" SH46/18" SD57/22"	L 187/74" H74/29" D112/44" SH46/18" SD57/22"	L 187/74" H74/29" D112/44" SH46/18" SD57/22"	L 96/38" H74/29" D172/68" SH46/18" SD119/47"	L 96/38" H74/29" D172/68" SH46/18" SD119/47"
252	251	320	310	Q19	Q18
1 left arm fac. 2 1/2 str	1 right arm fac.2 1/2 str	1left arm facing 3 str	1right arm facing 3 str	el.headr. lhf chaise long	el.headr. rhf chaise long
					
L 97/38" H74/29" D173/68" SH46/18" SD118/46"	L 97/38" H74/29" D173/68" SH46/18" SD118/46"				
779	778				
ch. lon.laf arm fac mot.	ch. lon.raf arm fac mot.				

↓ fold following the dotted line ↓